

राज्य स्तरीय बैंकर्स समिति STATE LEVEL BANKERS' COMMITTEE

उत्तराखण्ड / UTTARAKHAND



समीक्षा 30 जून 2020 त्रैमास तक
(74वीं विशेष बैठक में दिनांक 5.10.2020)



संयोजक



भारतीय स्टेट बैंक

राज्य स्तरीय बैंकर्स समिति

प्रशासनिक कार्यालय

1, न्यू कैण्ट रोड, देहरादून

दूरभाष : 2742555, 2716065, 67

फैक्स : 0135-2742200

Website : <http://www.slbcuttarakhand.com>

Toll Free No.: 1800-180-4167

राज्य स्तरीय बैंकर्स समिति, उत्तराखण्ड
माह जून 2020 तक के आँकड़ों का विवरण

क्रम सं.	कार्यसूची का विवरण	पेज संख्या	
भाग - अ - कार्य पालक सारांश			
1	उत्तराखण्ड राज्य की एक झलक	5	
2	मूल संकेतक	7	
3	वार्षिक ऋण योजना 2020-21	9	
4	ऋण : जमा अनुपात तुलनात्मक विवरण	10	
5	जिलावार ऋण : जमा अनुपात	11	
6	केंद्रीय सरकार एवं राज्य सरकार के महत्वपूर्ण परिपत्र	15	
भाग - ब - आँकड़ों का विवरण			
7	ऋण : जमा अनुपात - एसएलबीसी	1	42
8	प्राथमिक क्षेत्र एसएलबीसी	2	45
9	वार्षिक ऋण योजना (प्राथमिक क्षेत्र) एसएलबीसी	3	50
10	वार्षिक ऋण योजना (गैर प्राथमिक क्षेत्र) एसएलबीसी	4	52
11	किसान क्रेडिट कार्ड योजना एसएलबीसी	5	53
12	कृषि ऋणों के प्रवाह को दोगुना करने हेतु प्रगति एसएलबीसी	6	54
13	प्रधानमंत्री रोजगार सृजन कार्यक्रम एसएलबीसी	7	55
14	प्रधानमंत्री रोजगार सृजन कार्यक्रम के क्रियाकलाप एसएलबीसी	8	63
15	वीर चन्द्र सिंह गढ़वाली पर्यटन स्वरोजगार योजना एसएलबीसी	9	64
16	वीर चन्द्र सिंह गढ़वाली पर्यटन स्वरोजगार योजना के क्रियाकलाप एसएलबीसी	10	67
17	दीन दयाल उपाध्याय होम स्टे योजना एसएलबीसी	11	69
18	ज्वाइंट लायबिलिटी ग्रुप एसएलबीसी	12	70
20	डी.आई.आर. एड्वान्सेज एसएलबीसी	13	71
21	एड्वान्सेज टू हैण्डलूम वीवर (मुद्रा के अंतर्गत) एसएलबीसी	14	72
22	स्पेशल कम्पोनेंट योजना की प्रगति एसएलबीसी	15	73
23	नेशनल अर्बन लाइवलीहुड मिशन योजना की प्रगति (NULM) एसएलबीसी	16,17(i)&(ii)	77
24	नेशनल रूरल लाइवलीहुड मिशन योजना की प्रगति (NRLM) एसएलबीसी	18	79
25	हॉर्टिकल्चर फाइनेंसिंग एसएलबीसी	19	80
26	के.वी.आई.सी. / के.वी.आई.बी. (ब्याज में सब्सिडी) की प्रगति एसएलबीसी	20	81

27	बीमा योजना केसीसी / फ़सली ऋण	एसएलबीसी	21	82
28	प्रधानमंत्री फसल बीमा योजना	एसएलबीसी	22	83
29	राष्ट्रीय कृषि बीमा योजना	एसएलबीसी	23	85
30	स्वयं सहायता समूह - बैंक लिंकेज प्रगति	एसएलबीसी	24	86
31	गृह ऋण - सभी योजनाओं की प्रगति	एसएलबीसी	25	88
32	क्रेडिट गारंटी फण्ड ट्रस्ट ऑफ इंडिया - बैंकवार प्रगति	एसएलबीसी	26	92
33	सूक्ष्म, लघु एवं मध्यम इकाइयों को ऋण वितरण	एसएलबीसी	27	93
34	प्रधानमंत्री मुद्रा योजना के अंतर्गत प्रगति विवरण	एसएलबीसी	28	98
35	रुग्ण इकाई - लघु उद्योग की स्थिति	एसएलबीसी	29	99
36	एन.पी.ए ऋणों का विवरण	एसएलबीसी	30	100
37	राइटऑफ का बैंकवार खण्डवार विवरण	एसएलबीसी	31	101
38	फोरेक्स बिज़नेस	एसएलबीसी	32	102
39	एनआरआई जमा का विवरण	एसएलबीसी	33	104
40	महिला लाभार्थियों को ऋण वितरण की स्थिति	एसएलबीसी	34	105
41	अल्प संख्यक समुदायों को बैंक ऋण प्रवाह	एसएलबीसी	35	107
42	वीवर क्रेडिट कार्ड	एसएलबीसी	36	109
43	सरकारी ऋण योजनाओं में वसूली की स्थिति	एसएलबीसी	37	111
44	प्राथमिक क्षेत्रों में बकाया पर वसूली की स्थिति	एसएलबीसी	38	112
45	लंबित वसूली प्रमाण पत्रों की स्थिति	एसएलबीसी	39	114
46	शिक्षा ऋण की स्थिति	एसएलबीसी	40	115
47	टेक्नोलॉजी बेस्ड इन्फॉर्मेशन	एसएलबीसी	41	116
48	जमा खातों का सेगमेंटवाइज विवरण	एसएलबीसी	42	117
49	बचत एवं चालू खातों की संख्या और एटीएम डेबिट कार्ड एवं रु-पे कार्ड की संख्या	एसएलबीसी	43	118
49	स्टैंड अप इंडिया ऋण	एसएलबीसी	44	119
50	अनुसूचित जाति - अनुसूचित जनजाति के ऋणों का विवरण	एसएलबीसी	45	120

भाग – “अ”
कार्यपालक सारांश

उत्तराखण्ड राज्य की एक झलक (Uttarakhand - At a glance)



राज्य	— देश का सत्ताईसवां राज्य
राज्य का गठन	— 9 नवम्बर, 2000
कुल क्षेत्रफल	— 53,484 वर्ग कि.मी.
कुल वन क्षेत्रफल	— 34,651 वर्ग कि.मी.
राजधानी	— देहरादून (अस्थाई)
सीमाएं	— अन्तर्राष्ट्रीय — चीन, नेपाल राष्ट्रीय — उत्तर प्रदेश, हिमाचल प्रदेश
कुल जिले	— 13
उच्च न्यायालय	— नैनीताल
प्रति व्यक्ति आय	— ₹ 64,486/- से अधिक/राष्ट्रीय औसत (₹ 54,527/-)
आय के प्रमुख स्रोत	— वन संपदा, जल संसाधन, जड़ी-बूटी, पर्यटन, तीर्थाटन, खनिज संपदा आदि।
प्रमुख खनिज	— चूना, पत्थर, मैग्नेसाइट, जिप्सम आदि।
प्रमुख फसलें	— धान, गेहूं, जौ, मंडुआ, झंगोरा, मक्का आदि।
प्रमुख फल	— सेब, लीची, पुलम, नाशपाती, माल्टा आदि।
प्रमुख नदियां	— भागीरथी, अलकनन्दा (गंगा), मन्दाकिनी, पिंडारी, टोन्स, यमुना, काली, नयार, भिलंगना, सरयू, रामगंगा आदि।
प्रमुख पर्यटक एवं ऐतिहासिक स्थल	— नैनीताल, मसूरी, पौड़ी, अल्मोड़ा, रानीखेत, खिसू, चम्पावत, दयारा, औली, खतलिंग ग्लेशियर, वेदिनी बुग्याल, फूलों की घाटी, लैंसडॉउन, लाखामण्डल, पातालभुवनेश्वर, गंगोलीहाट, जौलजीवी, पूर्णागिरी, चितई, कटारमल, कौसानी, जागेश्वर, द्वाराहाट, सोमेश्वर, बैजनाथ, पिण्डारी ग्लेशियर, नानकमत्ता साहिब, टिहरी आदि।
प्रमुख धार्मिक तीर्थस्थल	— बदरीनाथ, केदारनाथ, गंगोत्री, यमुनोत्री, पंचकेदार, पंचबदरी, पंचप्रयाग, हरिद्वार, ऋषिकेश, हेमकुण्ड साहिब, पूर्णागिरी, चितई, कलियर शरीफ, नानकमत्ता साहिब, रीठा साहिब आदि।
प्रमुख लोकगीत एवं लोकनृत्य	— झुमैला, थड्या, चौफला, रासौ, पण्डवाणा, तांदी, भडगीत, जागर, चांचरी, छपेली, पांडव, झोडा, छोलिया आदि।
त्योहार	— विश्व प्रसिद्ध कुंभ मेला/अर्द्ध कुंभ मेला हरिद्वार में क्रमशः 12 वर्ष तथा 6 वर्ष के अन्तराल पर लगता है। इसके अतिरिक्त पिरान कलियर (रूड़की), देवीधुरी (चम्पावत), पूर्णागिरी मेला (चम्पावत), नन्दादेवी मेला (अल्मोड़ा), गौचर मेला (चमोली), बैसाखी (उत्तरकाशी), झण्डा मेला (देहरादून), उत्तराणी मेला (बागेश्वर), विशु मेला (जौनसार भाबर), माघ मेला, उत्तरकाशी, प्रति 12 वर्ष में आयोजित होने वाला विश्व की सबसे लम्बी पैदल धार्मिक



यात्रा नन्दादेवी राजजात यात्रा सहित कई स्थलों पर धार्मिक एवं सांस्कृतिक पृष्ठभूमि के स्थानीय मेलों व उत्सवों का आयोजन धूम-धाम से वर्ष भर होता रहता है।

मौसम

- ग्रीष्म काल — मार्च से जून मध्य
- वर्षा काल — मध्य जून से मध्य सितम्बर
- शीत काल — मध्य सितम्बर से फरवरी तक।

राज्य पुष्प

- ब्रह्म कमल (*Saussurea obvallata*)

राज्य वन्य पशु

- कस्तूरी मृग (*Moschus chrysogaster*)

राज्य वृक्ष

- बुरांस (*Rhododendron arboreum*)

राज्य पक्षी

- मोनाल (*Lophoorus impejanus*)

उत्तराखण्ड की जनसंख्या (2011 की जनगणनानुसार)

कुल जनसंख्या	—	1,01,16,752
पुरुष	—	51,54,178
महिलाएं	—	49,62,574
लिंग अनुपात	—	964:1000 (महिला : पुरुष)
जनसंख्या घनत्व	—	189 प्रति वर्ग किमी.
साक्षरता प्रतिशत	—	80%

प्रशासनिक इकाई

मण्डल	02
जिले	13
तहसील	110
विकासखण्ड	95
न्याय पंचायत	670
ग्राम सभा	7955
नगर	116
राजस्व ग्राम	16,793
आबाद ग्राम	15,745
कृषि भूमि	6.90 लाख हेक्टेयर
सड़क मार्ग	44177 कि०मी०
अस्पताल	3,406
स्कूल	23,991

KEY INDICATORS
ALL SCHEDULED COMMERCIAL BANK
INCLUDING RRBs IN UTTARAKHAND STATE
AS ON JUNE, 2020

₹ In Crores

Sl.No.	PARTICULARS	AS ON MARCH 2018	AS ON MAR 2019	AS ON MAR 2020	AS ON JUNE 2020	RBI B.MARKS
1.	DEPOSITS	116457	129251	141234	147143	
	@					
	*	7194	12794	11983	5909	
	**	6.58	10.99	9.27	4.18	
2.	ADVANCES INCLUDING INVESTMENT	64769	75465	75813	77847	
3.	CREDIT+INVESTMENT TO DEPOSIT RATIO	55.62	58.39	53.68	52.91	
4.	ADVANCES(WITHIN STATE) (CS)	51423	59694	62397	62986	
	ADVANCES (FROM OUTSIDE STATE) (CU)	9355	10818	10501	11146	
	RIDF	5963	6729	7393	7477	
	TOTAL ADVANCES (CS+CU+RIDF)	66740	77242	80291	81609	
	*	6189	10502	3049	1318	
	**	10.22	15.74	3.95	1.64	
5.	C.D. RATIO (%): WHOLE STATE	57.31	59.76	56.85	55.46	60%
	RURAL	69.00	68.00	63.00	61.00	
	SEMI- URBAN	50.00	55.00	53.00	53.00	
	URBAN	54.00	57.00	55.00	53.00	
6.	PRIORITY SECTOR ADVANCES (PSA)	30826	35168	31874	32752	
7.	SHARE OF PSA IN TOTAL ADVANCES (%)	59.95	58.91	51.08	52.00	40%
8.	AGRICULTURE ADVANCES	11081	11316	10686	11470	
9.	SHARE OF AGRICULTURE ADV. IN TOTAL ADV. (%)	21.55	18.96	17.13	18.21	18%
10.	MICRO & SMALL ENTERPRISES(MSE) ADV.	12618	16304	14675	14769	
11.	SHARE OF MSE ADV. IN TOTAL ADV. (%)	24.54	27.31	23.52	23.45	
12.	ADVANCES TO WEAKER SECTION	9310	9077	7767	8779	
13.	SHARE OF WEAKER SECTION ADV. IN TOTAL ADV.(%)	18.10	15.21	12.45	13.94	10%
14.	DIR ADVANCES	82.36	18.19	6.63	5.57	
15.	SHARE OF DRI ADV. IN TOTAL ADV. (%)	0.16	0.03	0.01	0.01	1%
16.	ADVANCES TO WOMEN	3348	4421	4810	4249	
17.	SHARE OF WOMEN ADV. IN TOTAL ADV. (%)	6.51	7.41	7.71	6.75	5%
18.	ADVANCES TO MINORITIES	4917	5635	6734	6264	
19.	SHARE OF MINORITIES ADV. IN TOTAL ADV. (%)	9.56	9.44	10.79	9.95	
20.	BRANCH NETWORK(In Nos.)					
	A. RURAL	1127	1133	1144	1140	
	B. SEMI URBAN	606	609	593	579	
	C. URBAN/METRO	572	609	629	653	
	TOTAL NUMBER OF BRANCHES	2305	2351	2366	2372	

* GROWTH DURING THE YEAR

** % GROWTH DURING THE YEAR

CS CREDIT AS PER PLACE OF SANCTION

@

TECHNOLOGY BASED INITIATIVES

(Progress made during the quarter)

Bank led Direct interventions			Bank led indirect interventions		
1.	Online deposit facility of Govt. Taxes in Cyber Treasury.	All Branches of Major Banks	1.	No. of new Business correspondents appointed	49
2.	No. of new exclusive micro finance branches opened.	NIL	2.	No. of new Point of Sale (POS) machines installed (includes swapping machine of debit / credit cards)	190
				Total POS machine installed	18599
3.	No. of new ATMs opened	66	3.	No. of new Kiosks opened	0

Issues identified for follow ups:

i) LEAD BANK SCHEME :

In view of the roll out of the Direct Benefit Transfer (DBT) in all districts of the state wef. 1st January 2015, LDMs to ensure that Aadhar details received from the District Administration / Concerned Department must be seeded in beneficiary bank accounts promptly by concerned banks without delay and uploaded on the NPCI Mapper on regular basis.

ii) BANKS:

a) Out of 2149 SSAs, as per Jan Dhan Darshak App 2148 SSAs has been covered for Banking Facilities through Bank Branches/ B.C /Indian Post Payment Banks .Remaining 1 SSA allotted to India Post Payment Bank. We have advised to IPPB to roll out the Post Offices into IPPB.

iii) INSTALLATION OF V-SAT / ALTERNATE MODE OF CONNECTIVITY

Out of 1181 SSAs, where there is a connectivity problem banks are providing banking facilities through alternate mode of connectivity in 596 SSAs. In the remaining 585 SSAs banks are required to install V-SATs. In 585 SSAs banks have placed Orders for installation of VSATs, out of which 570 V-SATs have been installed & 14 SSAs have been covered by Indian Postal Bank till 30.06.2020. Remaining Position of Pending SSAs is 01.

iv) STATE GOVERNMENT DEPARTMENTS:

Government of Uttarakhand has introduced a software for "Online Creation of Charge on Land Records" as security of agricultural loans given by banks. Commissioner and Secretary, Revenue Council, Uttarakhand has advised all Tehsils are functioning on <http://bhulekh.uk.gov.in> for real time.

Government of Uttarakhand issued a Notification for online filling of recovery certificate by notification No. XVII(1)/2018-07(37)/2015 dated 23 May 2018 for online creation of Charges on land Record. Now it is functional in all districts of Uttarakhand State

वार्षिक ऋण योजना 2020-21

**ANNUAL CREDIT PLAN 2020-21
(SLBC-3)**

Funds to the order of ₹ 5,34,090 Lacs had been deployed against the outlay of ₹ 25,79,390 Lacs, representing of achievement of 21 % of A.C.P.

Outlay (2019-20)	₹ 25,79,390 Lacs
Achievement	₹ 5,34,090 Lacs
%age Achievement	21%

Sector-wise credit deployment in A.C.P. 2020-21 is being explained in the following table. The Bank-wise/District-wise A.C.P. targets for 2020-21 and their achievements upto June, 2020 are placed at SLBC-3.

SECTORIAL PROFILE OF CREDIT DEPLOYMENT (2020-21)

(₹ In Lacs)

Sector	Outlay	Achievement	Percentage
Crop Loan (a)	7,95,163	1,12,962	14%
Term Loan (b)	5,27,068	69,523	13%
Farm Sector (a)+(b)	13,22,232	1,82,485	14%
Non-Farm Sector	8,85,051	3,35,282	38%
Other Priority Sector	3,72,107	16,323	4%
Total	25,79,390	5,34,090	21%

ऋण - जमा अनुपात का तुलनात्मक विवरण

COMPARATIVE STATEMENT OF C:D RATIO

SL.No	NAME OF THE BANK	NO. OF BRANCHES	CD RATIO MARCH 18	CD RATIO MARCH 19	CD RATIO MARCH 20	CD RATIO JUNE 20
1	State Bank of India	431	48	50	48	46
2	Punjab National Bank	329	47	51	50	51
3	Bank of Baroda	155	53	55	49	49
4	Union Bank of India	123	51	36	32	36
5	Canara Bank	144	50	53	52	55
6	Central Bank of India	42	30	29	29	29
7	Punjab & Sind Bank	44	51	55	45	44
8	UCO Bank	57	42	41	41	40
9	Indian Overseas Bank	45	45	41	39	38
10	Bank of India	35	83	114	60	59
11	Indian Bank	53	75	143	121	53
13	Bank of Maharashtra	5	41	39	43	44
14	Uttarakhand G.B (+1)	287	47	46	44	42
15	Co-operative Bank	289	59	64	59	57
	(+17) Private Banks	333	78	73	72	66
	(32 Banks) TOTAL	2372	52	55	52	50

RIDF not included

जिलावार ऋण - जमा अनुपात

DISTRICT WISE C. D. RATIO

As on 30.06.2020

(Rs. In Crores)

Sl. No.	Districts	No. of Branches	All Banks		
			Deposit	*Advances	CD Ratio
1	DEHRADUN	582	57800	21437	37
2	UTTARKASHI	66	2198	899	41
3	HARDWAR	284	21302	12336	58
4	TEHRI	137	5272	1328	25
5	PAURI	194	8794	1925	22
6	CHAMOLI	95	3662	948	26
7	RUDRAPRAYAG	56	2122	445	21
8	ALMORA	147	5956	1268	21
9	BAGESHWAR	52	1946	476	24
10	PITHORAGARH	107	4660	1395	30
11	CHAMPAWAT	60	2402	617	26
12	NAINITAL	258	16493	6492	39
13	U.S.NAGAR	334	14538	13420	92
Total (Calculation of C.D Ratio based on excluding Outside advance)		2372	147143	62986	43
RIDF				7477	
Sub Total		2372	147143	70462	48
OUTSIDE ADVANCE				11146	
Grand Total		2372	147143	81608	55

**केन्द्रीय सरकार
एवं
राज्य सरकार
के
महत्वपूर्ण परिपत्र**

उत्तराखण्ड शासन
पर्यटन अनुभाग
संख्या:-3213/VI(1)/2018-03(05)/2015 टी0सी0
देहरादून: दिनांक 18 दिसम्बर, 2018


अधिसूचना
विविध

राज्यपाल, उत्तराखण्ड पर्यटन विकास परिषद अधिनियम, 2001 (अधिनियम संख्या 12 वर्ष, 2001) की धारा 20 की उपधारा (1) के द्वारा प्रदत्त शक्तियों का प्रयोग करते हुए दीनदयाल उपाध्याय गृह आवास (होम स्टे) विकास योजना नियमावली, 2018 में अग्रेत्तर संशोधन करने की दृष्टि से निम्नलिखित नियमावली बनाने की सहर्ष स्वीकृति प्रदान करते हैं :-

दीनदयाल उपाध्याय गृह आवास (होम-स्टे) विकास योजना (प्रथम संशोधन) नियमावली, 2018

- | | | | | | | | | |
|--|---|--|----------|----------|---------------|----------------------------|--|---|
| संक्षिप्त नाम, विस्तार और प्रारम्भ | 1. | (1) इस नियमावली का संक्षिप्त नाम दीनदयाल उपाध्याय गृह आवास (होम स्टे) विकास योजना (प्रथम संशोधन) नियमावली 2018 है।
(2) यह नियमावली नगर निगम क्षेत्रों को छोड़कर सम्पूर्ण उत्तराखण्ड राज्य में लागू होगी।
(3) यह तुरन्त प्रवृत्त होगी। | | | | | | |
| नियम 3 का संशोधन | 2. | दीनदयाल उपाध्याय गृह आवास (होम स्टे) विकास योजना नियमावली 2018 (जिसे यहां आगे मूल नियमावली कहा गया है), के नियम 3 में उपनियम (छः) को निम्नवत अन्तः स्थापित कर दिया जायेगा, अर्थात :
“(छः) नवीन भवन निर्माण अथवा विस्तारीकरण हेतु बैंक ऋण प्राप्त किये जाने हेतु प्रमाणित भवन नक्शे की आवश्यकता होगी।” | | | | | | |
| नियम 4 का संशोधन | 3. | मूल नियमावली में नीचे स्तम्भ-1 में दिये गये विद्यमान नियम 4 के उप नियम (3) के स्थान पर स्तम्भ-2 में दिए गए उप नियम को रख दिया जायेगा, अर्थात :
<table border="0" style="width: 100%;"><tr><td style="text-align: center;">स्तम्भ 1</td><td style="text-align: center;">स्तम्भ 2</td></tr><tr><td style="text-align: center;">विद्यमान नियम</td><td style="text-align: center;">एतद्वारा प्रतिस्थापित नियम</td></tr><tr><td>4(3) गृह आवास (होम स्टे) स्थापित किये जाने हेतु भू-उपयोग परिवर्तन किये जाने की आवश्यकता नहीं होगी।</td><td>4.(3) गृह आवास (होम स्टे) स्थापित किये जाने हेतु बैंक ऋण आवेदन की दशा में भू-उपयोग परिवर्तन किये जाने की आवश्यकता होगी।</td></tr></table> | स्तम्भ 1 | स्तम्भ 2 | विद्यमान नियम | एतद्वारा प्रतिस्थापित नियम | 4(3) गृह आवास (होम स्टे) स्थापित किये जाने हेतु भू-उपयोग परिवर्तन किये जाने की आवश्यकता नहीं होगी। | 4.(3) गृह आवास (होम स्टे) स्थापित किये जाने हेतु बैंक ऋण आवेदन की दशा में भू-उपयोग परिवर्तन किये जाने की आवश्यकता होगी। |
| स्तम्भ 1 | स्तम्भ 2 | | | | | | | |
| विद्यमान नियम | एतद्वारा प्रतिस्थापित नियम | | | | | | | |
| 4(3) गृह आवास (होम स्टे) स्थापित किये जाने हेतु भू-उपयोग परिवर्तन किये जाने की आवश्यकता नहीं होगी। | 4.(3) गृह आवास (होम स्टे) स्थापित किये जाने हेतु बैंक ऋण आवेदन की दशा में भू-उपयोग परिवर्तन किये जाने की आवश्यकता होगी। | | | | | | | |
| नियम 14 का संशोधन | 4. | मूल नियमावली में नियम 14 में निम्नवत परन्तुक अन्तःस्थापित कर दिया जायेगा, अर्थात :
“परन्तु यह कि गृह आवास (होम स्टे) योजना के सापेक्ष लिया जाने वाला बैंक ऋण व्यवसायिक ऋण की श्रेणी में आयेगा।” | | | | | | |

टिप्पणी: मूल नियमावली के प्रस्तावना में “धारा 8 की उपधारा (2) के खण्ड (क)” शब्द, कोष्ठक और अंको के स्थान पर “धारा 20 की उपधारा (1) शब्द, कोष्ठक और अंक रखे जायेंगे।

आज्ञा से,

(दिलीप जाम्बलकर)
सचिव।



भारतीय रिज़र्व बैंक
RESERVE BANK OF INDIA
www.rbi.org.in

RBI/2016-17/66

FIDD.CO.LBS.BC.No.16 /02.01.001/2016-17

September 29, 2016

The Chairman and Managing Directors
SLBC Convener Banks/ Lead Banks

Dear Sir/ Madam,

'Doubling Farmers' Income by 2022' - Measures

As you are aware, the Government of India in the Union Budget 2016-17 had announced its resolve to double the income of farmers by 2022. Several steps have been taken towards attaining this objective including setting up of an inter-ministerial committee for preparation of a blue print for the same. This agenda has also been reiterated by the government in several forums and has acquired primacy from the point of view of rural and agricultural development.

2. The strategy to achieve this goal, inter-alia, include,

- Focus on irrigation with large budgets, with the aim of "per drop, more crop"
- Provision of quality seeds and nutrients based on soil health of each field
- Investments in warehousing and cold chains to prevent post-harvest crop losses
- Promotion of value addition through food processing
- Creation of a national farm market, removing distortions and develop infrastructure such as e-platform across 585 stations
- Strengthening of crop insurance scheme to mitigate risks at affordable cost
- Promotion of ancillary activities like poultry, bee-keeping and fisheries.

3. Needless to emphasize that acceleration in income generation is significantly dependent on better capital formation in agriculture. Towards this, banks should revisit

वित्तीय समावेशन और विकास विभाग, केन्द्रीय कार्यालय, 10 वी मंजिल, केंद्रीय कार्यालय भवन, शाहीद भगतसिंह मार्ग, पोस्ट बॉक्स सं. 10014, मुंबई -400001

Financial Inclusion & Development Dept, Central Office, 10th Floor, Central Office Building, Shahid Bhagat Singh Marg, P.B.No.10014, Mumbai-1

टेली Tel:022-22601000 फैक्स 91-22-22621011/22610943/22610948 ई -मेल : cgmincidd@rbi.org.in

हिंदी आसान है, इसका प्रयोग बढ़ाएँ।

"चेतावनी: मेल रिज़र्व बैंक द्वारा-नाक, एसएमएस या फोन कॉल के ज़रिए किसी की भी व्यक्तिगत जानकारी जैसे बैंक के खाते का ब्यौरा, पासवर्ड आदि नहीं मांगी जाती है। यह धन रखने या देने का प्रस्ताव भी नहीं करता है। ऐसे प्रस्तावों का किसी भी तरीके से ज़वाब मत दीजिए।"

Caution: RBI never sends mails, SMSs or makes calls asking for personal information like bank account details, passwords, etc. It never keeps or offers funds to anyone. Please do not respond in any manner to such offers.



their documentation for crop loans, simplify them where required and ensure speedy sanctioning and disbursement of loans within specified time limits.

4. The Lead Bank Scheme through its various forums monitors and reviews the performance of banking developments in the State/district/block with special reference to Annual Credit Plans, Government Sponsored Programs, flow of credit to priority sector, etc. for enhancing the flow of bank finance particularly to the rural areas. The Scheme, which ensures inter-departmental/governmental coordination in financial sector, should therefore be leveraged to further the objective of doubling farmer's income by 2022. Lead banks are accordingly advised to ensure the following:

- a) Work closely with NABARD in preparation of Potential Linked Plans (PLPs) & Annual Credit Plans keeping the above strategy in consideration.
- b) Include 'Doubling of Farmer's Income by 2022' as a regular agenda under Lead Bank Scheme in various forums such as SLBC, DCC, DLRC and BLBC.
- c) For the purpose of monitoring and reviewing the progress, Lead banks may use the benchmarks as may be provided by NABARD.
- d) Map the overall strategy as given in para (2) above to the agriculture/agro-ancillary lending plan of your bank.

Yours faithfully,

(Jose J. Kattoor)
Chief General Manager

वित्तीय समावेशन और विकास विभाग, केन्द्रीय कार्यालय, 10 वी मंजिल, केन्द्रीय कार्यालय भवन, शहीद भगतसिंह मार्ग, पोस्ट बॉक्स सं. 10014, मुंबई -400001

Financial Inclusion & Development Dept, Central Office, 10th Floor, Central Office Building, Shahid Bhagat Singh Marg, P.B.No.10014, Mumbai-1

टेली Tel:022-22601000 फैक्स: 91-22-22621011/22610943/22610948 ई -मेल : cgmincfidd@rbi.org.in

हिंदी आसान है, इसका प्रयोग बढ़ाए।

“चेतावनी: मेल रिज़र्व बैंक द्वारा-डक, एसएमएस या फोन कॉल के ज़रिए किसी की भी व्यक्तिगत जानकारी जैसे बैंक के खाते का न्यौरा, पासवर्ड आदि नहीं मांगी जाती है। यह धन रखने या देने का प्रस्ताव भी नहीं करता है। ऐसे प्रस्तावों का किसी भी तरीके से जवाब मत दीजिए।”

Caution: RBI never sends mails, SMSs or makes calls asking for personal information like bank account details, passwords, etc. It never keeps or offers funds to anyone. Please do not respond in any manner to such offers.

F. No. 28/06/2016-CP- IF-II
Government of India
Ministry of Finance
Department of Financial Services

'Jeevan Deep' Building,
Parliament Street, New Delhi,
Dated: 28th March, 2016

To

The Chairmen/Chairpersons/ CMDs/ MD & CEOs of all Public Sector Banks.

Subject: Stand Up India – Guidelines & Identification of Eligible Borrowers

Sir/Madam,

This is in continuation of this Department's DO letter dated 20.03.2016 regarding launch event of Stand up India Scheme vide which it was advised to take advance steps, on priority, to process eligible loan applications in line with the guidelines of Stand Up India Scheme. Detailed guidelines of the scheme are enclosed herewith for reference.

2. Sanction letters are proposed to be handed over to a few beneficiaries at the launch event. Keeping in line with the requirement, it is requested that borrowers who stand qualified to be sanctioned loans in conformity with the 'Stand up India' guidelines may kindly be identified and the details sent to this Department by 30th March, 2016. This shall facilitate the process of selection of the final list of borrowers who could receive sanction letters directly from the Hon'ble PM.

Encl: As above.

Yours faithfully,



(Pankaj Jain)
Joint Secretary to Govt. of India
011-23747507

Guidelines for Stand up India Scheme

The objective of the Stand Up India scheme is to facilitate bank loans between Rs. 10 lakh and Rs. 1 Crore to at least one Scheduled Caste (SC) or Scheduled Tribe (ST) borrower and at least one woman borrower per bank branch for setting up a greenfield enterprise. This enterprise may be in manufacturing, services or the trading sector. In case of non-individual enterprises at least 51% of the shareholding and controlling stake should be held by either an SC/ST or Woman entrepreneur.

2. The Stand Up India scheme is based on recognition of the challenges faced by SC, ST and women entrepreneurs in setting up enterprises, obtaining loans and other support needed from time to time for succeeding in business. The scheme therefore endeavours to create an eco system which facilitates and continues to provide a supportive environment for doing business. The scheme, which covers all branches of Scheduled Commercial Banks, will be accessed in three potential ways:

- o Directly at the branch or
- o Through SIDBI's Stand Up India portal or
- o Through the Lead District Manager ((LDM)

3. The portal will be the crucial interface layer for parameters/ metrics of the borrower (obtained through a set of about 8-10 questions listed below) and will provide information and feedback to such borrowers. A potential borrower will have the option of registering on the portal right away or simply visiting it and registering later. This portal may be accessed at home, at Common Service Centres (CSCs), through a bank branch (through the nodal officer for MUDRA at the branch) or through the LDM. In branches where internet access is restricted , the branch will guide the potential borrower to an internet access point till such time that the Stand Up portal is integrated with the Core Banking Solution (CBS) at the branch concerned

4. The approach of the Stand Up India portal, for handholding is based on obtaining answers to a set of relevant questions at the initial stage. These would be typically be:
- 1) Location of the borrower
 - 2) Category – SC/ ST/ Woman
 - 3) Nature of business planned
 - 4) Availability of place to operate the business.
 - 5) Assistance needed for preparing a project plan
 - 6) Requirement of skills/training (technical and financial).
 - 7) Details of present bank account.
 - 8) Amount of own investment into the project
 - 9) Whether help is needed to raise margin money
 - 10) Any previous experience in business

Based on the response, the portal provides relevant feedback and helps categorise the visitor to the portal as a **Ready Borrower** or a **Trainee Borrower**. Indicative process chart is given in Annexure.

Ready Borrower

5. In case the borrower requires no handholding support, then registration on the portal as a **Ready Borrower** starts the process of application for the loan at the selected bank. At this stage an application number will be generated and information about the borrower shared with the bank concerned, the LDM (posted in each district) and the relevant linked office of NABARD/ SIDBI. The offices of SIDBI and NABARD shall be designated Stand Up Connect Centres (SUCC). The loan application will now be generated and tracked through the portal.

Trainee Borrower

- 5.1 In cases where the borrower indicates a need for handholding, then registration as a **Trainee Borrower** on the portal will link the borrower to the LDM of the concerned district and the relevant office of SIDBI/ NABARD. This

process which would be electronic; could be done at the borrower's home by himself/ herself or at a CSC or through a bank branch by the officer dealing with MUDRA, as explained in paragraph 2.

5.2 SIDBI (84 offices) and NABARD (419 offices) as Stand Up India Connect Centres will then arrange for support for such trainee borrowers as requested in any of the following ways:

- a. For financial training – at the Financial Literacy Centres (FLCs)
- b. For skilling – at skilling centres (Vocational Training Centres - VTPs/ Other Centres -OCs)
- c. For EDPs – at MSME DIs/ District Industries Centres (DICs)/ Rural Self Employment Training Institutes (RSETIs)
- d. For work shed – DICs
- e. For margin money – offices related to margin money support schemes e.g. State SC Finance Corporation, Women's Development Corporation, State Khadi & Village Industries Board (KVIB), MSME-DIs etc.
- f. For mentoring support from established entrepreneurs – DICCI, Women Entrepreneur Associations, Trade bodies. Credible, well established NGOs can also be used for extending hand holding support.
- g. For utility connections – Offices of utility providers
- h. For DPRs – Project profiles available with SIDBI/ NABARD/ DICs

At any time, even after the loan has been sanctioned, any borrower may access the services of the Stand Up Connect Centres.

5.3 The LDM will monitor the process and work with local offices of SIDBI and NABARD for problem solving and easing bottlenecks. Based on the progress being achieved in each case and prima facie viability, the LDM will sensitise the concerned bank branch on potential cases likely to come up. Once this is done, SIDBI/ NABARD will meet concerned bank officials for further follow up. These organisations will also work with other organisations who are stakeholders such as the Dalit Indian Chambers of Commerce and Industry (DICCI), Women's Entrepreneur Associations etc.

- 5.4 Once hand holding requirements are adequately met to the satisfaction of the LDM and the trainee borrower, then a loan application will be generated through the portal.

Stand Up India Portal

6. The Stand Up India Portal is interactive. It hosts information about various entities providing handholding support to the borrower. This includes:
- Training : Technical or/ and Financial
 - DPR preparation
 - Margin money support
 - Shed / workplace identification
 - Raw material sourcing
 - Bill discounting
 - E-com registration
 - Registration for taxation
7. The Portal is designed to obtain application forms, gather and provide information, enable registration, provides links for handholding, assists in tracking and monitoring. As more facilities become available it shall be further refined into an end to end solution.
8. The Stand Up India scheme endeavours to create an eco system to make borrowers ready. This system is now meant for supporting Stand Up Borrowers but will be extended in due course to other schemes.

Nature of Loan

9. The loan shall be a Composite Loan i.e. to meet requirements of assets such as plant and machinery and working capital. It is expected to cover 75 % of project cost and the rate of interest would be lowest applicable rate of the bank for that category (rating) not to exceed (base rate (MCLR) + 3%+ tenor premium). It shall be repayable in up to 7 years with a moratorium of up to 18 months. A Rupay card will be issued to enable operation of the working capital component. (The stipulation of the loan being expected to cover 75% of the project cost would not

apply if the borrowers contribution along with convergence support from any other scheme exceeds 25% of the project cost)

Credit Guarantee/ Collateral

10. The scheme for Credit Guarantee for loans under Stand Up India has been notified (www.ncgtc.in). The norms in this respect are aligned with existing CGTMSE norms.

Margin Money

11. The Scheme envisages 25% margin money which can be provided in convergence with eligible Central / State schemes. While such schemes can be drawn upon for availing admissible subsidies or for meeting margin money requirements, in all cases, the borrower shall be required to bring in minimum of 10% of the project cost as own contribution. To illustrate, if a State scheme supports a borrower with 20% of the project cost as subsidy, then the borrower will be required to contribute at least 10% of the project cost. Any subsidy received by a unit which was not foreseen during loan appraisal will be credited to the loan account. In cases where a subsidy was included during appraisal but received after commissioning, the same may be released to the borrower to repay any loan taken for arranging margin money. A list of Central / State wise subsidy/incentive schemes will be provided on the Portal. New schemes will be added as they become available.

District Level Credit Committee

12. The District Level Credit Committee (DLCC) under the Collector with the LDM as Convenor shall periodically review cases of both types of borrowers, meeting at least once each quarter. SIDBI and NABARD officers will join the review meetings.

Assistance after loan disbursement

13. Events will be organised at District level, as frequently as necessary and at least once in each quarter, involving stakeholders to share best practices, review, problem solving and guide potential entrepreneurs. These events will also provide

means for facilitating registration for bill discounting services, e-market places, taxation etc. NABARD will organise these events with the support of SIDBI.

Grievance Redressal

14. Provision has been made in the portal for redressal of grievances of the borrower. The portal provides contact details of the officers/agencies in each bank designated to attend to grievances. A system for online submission of complaints and their subsequent tracking through the portal shall be developed. Feedback on disposal of the complaint is to be made available to the customer by the bank concerned.
15. Banks may determine requirements such as stock statements, insurance of assets created & reasonable processing fees.

Responsibilities of Stakeholders

Stand Up Connect Centres(SIDBI/ NABARD):

SIDBI:

- To operate and maintain the Stand Up India web portal
- Arrange for handholding support for Trainee Borrowers
- Liaise with banks for follow up in potential cases through LDM/SLBC
- Coordinate with LDM for easing bottlenecks
- Assist the SLBC and DLCC in reviews and monitoring
- Participate in Stand Up events organised by NABARD.

NABARD:

- Training of Trainers, LDMs, Bank officers for Stand Up India
- Arrange for handholding support for trainee borrowers
- Liaise with banks for follow up in potential cases through the LDM
- Coordinate with LDM for easing bottlenecks
- Assist the SLBC and DLCC in reviews and monitoring
- Organise events, as frequently as necessary and at least once in each quarter, for experience sharing etc. amongst stakeholders.

LDMs:

- Monitor progress of cases
- Serve as contact point for SIDBI/NABARD for easing bottlenecks.
- Sensitise bankers on potential borrowers.
- Follow up with concerned regional/zonal office of the respective bank to ensure timely processing/ sanction of loans as per time frame specified in Code of Bank's Commitment to Micro and Small Enterprises.
- Ensure that borrower's requirement of handholding support is satisfied to the extent possible.
- Convene DLCC meetings in the specified periodicity.
- Participate in quarterly events with stakeholders organised by NABARD.

DLCC:

- DLCC under the Collector to review progress periodically
- Grievance redressal at district level
- Assist in resolving issues, if any, relating to public utility services and work space for potential borrowers

Bank branches:

- Help potential borrowers in accessing the portal
- Process loan applications received online or in person
- Process loans within the timeframe as stipulated in Code of Bank's Commitment to SME borrower (Application for loan upto Rs.5 lakh within 2 weeks, between Rs. 5 – 25 lakh in 3 weeks, above Rs. 25 lakh in 6 weeks, from the date of receipt of application provided the application is complete in all respects and is accompanied by documents required)
- In case of rejection, reason to be made known to borrower as stipulated in the Code of Bank's Commitment to Customers.

- Grievance redressal at the bank level should be done in 15 days at the bank level as per Code of Bank's Commitment to Customers.
- Banks to put in place an internal mechanism for monitoring of scheme performance.

Borrowers:

- Access the portal or visit a bank branch and answer a short set of questions
- If categorised as a Trainee Borrower, then go through the sequence of handholding support, as applicable
- Arrange/ provide requisite documentation as required by the bank branch
- Attend quarterly events on experience sharing, best practices, problem solving etc.
- Set up and run the unit with due diligence.
- Make repayments in due time.



भारतीय रिज़र्व बैंक
RESERVE BANK OF INDIA

www.rbi.org.in

RBI/2017-2018/155

FIDD.CO.LBS.BC.No.19/02.01.001/2017-18

April 6, 2018

**The Chairmen/Managing Directors/Chief Executive Officers
All SLBC Convener Banks/ Lead Banks**

Madam/Dear Sir,

Revamp of Lead Bank Scheme - Action Points for SLBC Convener Banks/ Lead Banks

As you are aware, the Lead Bank Scheme (LBS) was last reviewed by the "High Level Committee" under Smt Usha Thorat, then Deputy Governor of Reserve Bank of India as the Chairperson in 2009. In view of changes that have taken place in the financial sector over the years, Reserve Bank of India had constituted a "Committee of Executive Directors" of the Bank to study the efficacy of the Scheme and suggest measures for improvement. The Committee's recommendations were discussed with various stakeholders and based on their feedback, it has been decided that the following 'action points' will be implemented by the SLBC Convener Banks/Lead Banks.

- i. State Level Bankers' Committee (SLBC) meetings should primarily focus on policy issues with participation of only the senior functionaries of the banks/ Government Departments. All routine issues may be delegated to sub-committee(s) of the SLBC. A Steering Sub-committee may be constituted in the SLBC to deliberate on agenda proposals from different stakeholders and finalise a compact agenda for the SLBC meetings. Typically, the Sub-Committee could consist of SLBC Convener, RBI & NABARD representatives & senior State Government representative from the concerned department, e.g. Finance/ Institutional Finance and two to three banks having major presence. Other issue-specific sub-committees may be constituted as required. A Revised Agenda for SLBC meetings is attached as **Annex I** for implementation.

वित्तीय समावेशन और विकास विभाग, केन्द्रीय कार्यालय, 10 वी मंजिल, केन्द्रीय कार्यालय भवन, शहीद भगतसिंह मार्ग, पोस्ट बॉक्स सं. 10014, मुंबई -400001

Financial Inclusion & Development Dept, Central Office, 10th Floor, Central Office Building, Shahid Bhagat Singh Marg, P.B.No.10014, Mumbai-1

टेली Tel:022-22601000 फैक्स: 91-22-22621011/22610943/22610948 ई-मेल : cgmincfidd@rbi.org.in

हिंदी आसान है, इसका प्रयोग बढ़ाइए।

"चेतावनी : मेल रिज़र्व बैंक द्वारा-ड्राक, एसएमएस या फोन कॉल के जरिए किसी की भी व्यक्तिगत जानकारी जैसे बैंक के खाते का न्यौरा, पासवर्ड आदि नहीं मांगी जाती है। यह धन रखने या देने का प्रस्ताव भी नहीं करता है। ऐसे प्रस्तावों का किसी भी तरीके से जवाब मत दीजिए।"

Caution: RBI never sends mails, SMSs or makes calls asking for personal information like bank account details, passwords, etc. It never keeps or offers funds to anyone. Please do not respond in any manner to such offers.



- ii. In cases where the Managing Director/Chief Executive Officer/Executive Director of the SLBC Convener Bank is unable to attend SLBC Meetings, the Regional Director of the RBI shall co-chair the meetings along with the Additional Chief Secretary/Development Commissioner of the State concerned.
- iii. The corporate business targets for branches, blocks, districts and states may be aligned with the Annual Credit Plans (ACP) under the Lead Bank Scheme to ensure better implementation. The Controlling Offices of the banks in each state should synchronize their internal business plans with the ACP under Lead Bank Scheme.
- iv. At present, discussions at the Quarterly Meetings of the various LBS for viz. State Level Bankers' Committee (SLBC), District level Consultative Committee (DCC) and Block Level Bankers' Committee (BLBC) primarily focuses on the performance of banks in the disbursement of loans vis-a-vis the allocated target under the Annual Credit Plan. The integrity & timeliness of the data submitted by banks for the purpose has been an issue as a significant portion of this data is manually compiled and entered into the Data Management Systems of the SLBC Convener Banks. The extent to which this data corresponds with the data present in the CBS of the respective banks also varies significantly. Therefore, there is need of a standardized system to be developed on the website maintained by each SLBC to enable uploading and downloading of the data pertaining to the Block, District as well as the State. The relevant data must also be directly downloadable from the CBS and/ or MIS of the banks with a view to keeping manual intervention to a minimal level in the process. The procedure relating to the envisaged intervention in this area is given in **Annex II**. Necessary modifications may be made on the SLBC websites and to the CBS & MIS systems of all banks to implement the envisaged data flow mechanism.
- v. To strengthen the BLBC forum which operates at the base level of the Lead Bank Scheme, it is necessary that all branch managers attend BLBC meetings and enrich the discussions with their valuable inputs. Controlling Heads of banks may also attend a few of the BLBC meetings selectively.



- vi. Rural Self Employment Training Institutes (RSETIs) should be more actively involved and monitored at various fora of LBS particularly at the DCC level. Focus should be on development of skills to enhance the credit absorption capacity in the area and renewing the training programmes towards sustainable micro enterprises. RSETIs should design specific programmes for each district/ block, keeping in view the skill mapping and the potential of the region for necessary skill training and skill up gradation of the rural youth in the district.

2. You are advised to initiate necessary action for implementation of the 'action points' and also closely monitor the progress/ follow up by banks in this regard.

3. Please keep the respective Regional Office of the Reserve Bank of India informed of the action taken in the matter.

4. A copy of this circular is also being endorsed to the Chief Secretaries of all States.

Yours faithfully,

(Gautam Prasad Borah)
Chief General Manager-in-Charge

Encl.:

- I. Revised Agenda for SLBC Meetings
- II. Management of Data Flow at LBS Fora – Procedure

Annex I:

Revised Agenda for SLBC Meetings

1. Review of financial inclusion initiatives, expansion of banking network and Financial Literacy
 - a. *Status of opening of banking outlets in unbanked villages, CBS-enabled banking outlets at the unbanked rural centres (URCs)*
 - b. *Review of Operations of Business Correspondents – hurdles/issues involved*
 - c. *Progress in increasing digital modes of payment in the State, provision of continuous connectivity with sufficient bandwidth, resolving connectivity issues/ connectivity options (Bharat Net, VSAT, etc.), installation of ATMs and PoS machines and status of implementation of e-receipts and e-payments in the State*
 - d. *Status of rollout of Direct Benefit Transfer in the State. Aadhaar seeding and authentication*
 - e. *Review of inclusion of Financial Education in the School Curriculum, financial literacy initiatives by banks (particularly digital financial literacy)*
 - f. *Creating awareness about various schemes, subsidies, facilities e.g. crop insurance, renewable energy*
 - g. *Review of efforts towards end to end projects involving all stakeholders in the supply chain*

2. Review of credit disbursement by banks
 - a. *Achievement under ACP of the State, Priority Sector Lending,*
 - b. *Discussion on lending towards government sponsored schemes (DAY-NRLM, DAY-NULM, MUDRA, Stand-Up India, PMEGP, etc.) and impact of these schemes*
 - c. *Flow of credit to MSMEs and for affordable housing*
 - d. *KCC loan, crop insurance under PMFBY*
 - e. *Grant of Education Loans*
 - f. *Progress under SHG-bank linkage*

3. Doubling of Farmers' Income by 2022

4. CD Ratio, Review of Districts with CD Ratio below 40% and working of Special Sub-Committees of the DCC (SCC).

5. Position of NPAs in respect of schematic lending, Certificate Cases and Recovery of NPAs

6. Review of restructuring of loans in natural calamity affected districts in the State, if any

7. Discussion on policy initiatives of the Central/State Government/RBI (Industrial Policy, MSME Policy, Agriculture Policy, Start-Up Policy, etc.), and expected involvement of banks
8. Discussion on improving rural infrastructure/ credit absorption capacity.
 - a. *Any large project conceived by the State Government to help improve C-D Ratio.*
 - b. *Explore the scope of state-specific potential growth areas and the way forward – choosing partner banks.*
 - c. *Discussion on findings of region-focused studies, if any, and implementing the suggested solutions*
 - d. *Identification of gaps in rural and agriculture infrastructure which need financing (rural godowns, solar power, agro processing, horticulture, allied activities, agri-marketing etc.)*
 - e. *Implementation of Model Land Leasing Act 2016 (exploring possibility)*
9. Efforts towards skill development on mission mode partnering with KVK, Horticulture Mission, National Skill Development Corporation, ASCI, etc. including a review of functioning of RSETIs
10. Steps taken for improving land record, progress in digitization of land records and seamless loan disbursements.
11. Sharing of success stories and new initiatives at the district level that can be replicated in other districts or across the State
12. Discussion on Market Intelligence Issues e.g.
 - a. *Ponzi Schemes/ Illegal Activities of Unincorporated Bodies/ Firms/ Companies Soliciting Deposits from the Public*
 - b. *Banking Related Cyber Frauds, phishing, etc.*
 - c. *Instances of usurious activities by lending entities in the area, cases of over indebtedness*
 - d. *Credit related frauds by borrower groups etc.*
13. Issues remaining unresolved at DCC/DLRC meeting
14. Timely submission of data by bank, adhering the schedule of SLBC meeting
15. Any other item, with the permission of the Chair.

Annex II:

Management of Data Flow at LBS Fora – Procedure

- i. Each bank's CBS should have a provision to generate a report pertaining to all LBS related data/ tables to Excel. This data should have information pertaining to all the branches operating in the state including fields/ columns for District & Block name. Access to Download & Export this data from bank CBS should be given to the Controlling Offices of the Banks who would be solely responsible for the process of 'Data Feeding' for all districts/ blocks within their jurisdiction.
- ii. The 'Data Feeding' process is the process of uploading this Excel file (downloaded in step (i) above) on the SLBC websites. SLBC Websites should have a provision to 'Import/ Upload' all the data present in the Excel Sheet on the database of the SLBC Website. This would obviate any manual 'data entry' at the SLBC/ Controlling Office level.
- iii. To facilitate the above functionality, each SLBC Convenor Bank would have to add this 'Import/ Upload' functionality to their SLBC website along with the requisite capabilities at the back-end.
- iv. The SLBC website would, thus, effectively work as a data aggregation platform. Further, data analysis capabilities could also be added to the SLBC websites depending on the available resources.
- v. The SLBC websites should provide access to LDMs to download district and block specific data directly from this website thus ensuring integrity and timely availability of data.
- vi. There could still be some data pertaining to State Government Schemes/ other data that is not available on the CBS or MIS of the banks. This would have to be collated at the Controlling Office level as is done now. At the SLBC website, functionalities could be provided to enter this data too. This could then be downloaded by the LDMs for district/ block level reports. Banks may also add Open Format fields like 'text boxes' for data or information that is special or is entered/ used once in a while.
- vii. Such a system ensures that LDMs & SLBC Convenor Banks have to do zero or minimal data entry/ feeding and all data is entered by a single 'custodian of data' which is the Controlling Office of each Bank. Any information to be provided by Government extension agencies could also be similarly uploaded.

उत्तराखण्ड शासन
वित्त अनुभाग-9
संख्या- /2017/XXVII(9)/स्टाम्प-55/2009
देहरादून: दिनांक 12 अप्रैल, 2017

अधिसूचना

चूंकि, राज्य सरकार का यह समाधान हो गया है कि लोकहित में ऐसा करना आवश्यक एवं समीचीन है;


अतः राज्यपाल, भारतीय स्टाम्प अधिनियम, 1899 (केन्द्रीय अधिनियम संख्या 2, वर्ष 1899) की धारा 9 की उपधारा (1) के खण्ड (क) द्वारा प्रदत्त शक्तियों का प्रयोग करके, शासन की अधिसूचना संख्या-160/2016/XXVII(9)/स्टाम्प-55/2009, दिनांक 30 जून, 2016 में आंशिक संशोधन करते हुए आगामी 05 वर्ष अर्थात् दिनांक 01.04.2017 से 31.03.2022 की तारीख तक ₹ 5,00,000.00 (₹ पांच लाख मात्र) तक के कृषि सम्बन्धी क्रिया-कलापों के प्रयोजनार्थ लिये गये ऋणों हेतु निष्पादित बन्धक विलेखों पर स्टाम्प शुल्क प्रभार्य न किये जाने की सहर्ष स्वीकृति प्रदान करते हैं।

(अमित सिंह नेगी)
सचिव।

संख्या- 91 (1)/2017/XXVII(9)/स्टाम्प-55/2009, तददिनांकित।

प्रतिलिपि: निम्नांकित को सूचनार्थ एवं आवश्यक कार्यवाही हेतु प्रेषित:-

1. समस्त प्रमुख सचिव/सचिव, उत्तराखण्ड शासन।
2. मण्डलायुक्त, गढ़वाल/कुमायूं, उत्तराखण्ड।
3. महानिरीक्षक, निबन्धन, उत्तराखण्ड, देहरादून।
4. महालेखाकार, उत्तराखण्ड, देहरादून।
5. समस्त जिलाधिकारी, उत्तराखण्ड।
6. उप-निदेशक, लिथो प्रेस, रुड़की को हिन्दी अधिसूचना की प्रति इस अनुरोध के साथ प्रेषित कि वह इसे गजट के आगामी अंक में प्रकाशित कर 100 प्रतियां शासन के वित्त अनुभाग-9 को उपलब्ध करा दें।
7. गार्ड फाइल।

आज्ञा से,

(हीरा सिंह बसेड़ा)
अनु सचिव।

उत्तराखण्ड शासन
राजस्व अनुभाग-1
संख्या- —/XVIII(1)/2018-07(37)/2015
देहरादून: दिनांक: 23 मई, 2018

कार्यालय ज्ञाप

उत्तराखण्ड राज्य के समस्त जिलों की तहसीलों के बैंकों में कृषि भूमि के अभिलेखों में कृषि तथा कृषि से सम्बन्धित गतिविधियों हेतु लिए गये ऋण से सम्बन्धित वसूली प्रमाण पत्रों की ऑनलाईन फाईलिंग किये जाने की एतद्वारा स्वीकृति प्रदान की जाती है।


(विनोद प्रसाद स्तूडी)
सचिव (प्रभारी)।

संख्या- 273/XVIII(1)/2018 एवं तददिनांक।

प्रतिलिपि निम्नलिखित को सूचनार्थ एवं आवश्यक कार्यवाही हेतु प्रेषित:-

1. समस्त अपर मुख्य सचिव/प्रमुख सचिव/सचिव, उत्तराखण्ड शासन।
2. आयुक्त एवं सचिव, राजस्व परिषद, उत्तराखण्ड, देहरादून।
3. आयुक्त, गढ़वाल/कुमाऊं मण्डल, पौड़ी/नैनीताल।
4. महालेखाकार, उत्तराखण्ड देहरादून।
5. स्टाफ ऑफिसर, मुख्य सचिव, उत्तराखण्ड शासन।
6. समस्त जिलाधिकारी, उत्तराखण्ड।
7. निदेशक, लेखा एवं हकदारी, उत्तराखण्ड।
8. निदेशक, सूचना एवं लोक सम्पर्क विभाग, उत्तराखण्ड देहरादून।
9. निदेशक, राष्ट्रीय सूचना केन्द्र, उत्तराखण्ड सचिवालय देहरादून।
10. सहायक महाप्रबन्धक, उत्तराखण्ड राज्य स्तरीय बैंकर्स समिति, भारतीय स्टेट बैंक, प्रशासनिक कार्यालय, 01 न्यू कैंट रोड, देहरादून।
11. गार्ड फाईल।

आज्ञा से,


(बी०एम० मिश्र)
अपर सचिव।

उत्तराखण्ड शासन
वित्त अनुभाग-9
संख्या- /2016/XXVII(9)/यूओ0-04/स्टाम्प/2014
देहरादून: दिनांक 26 दिसम्बर, 2016

अधिसूचना


राज्यपाल, भारतीय स्टाम्प अधिनियम, 1899 (अधिनियम संख्या 2 वर्ष 1899) उत्तराखण्ड राज्य में यथा प्रवृत्त तथा समय-समय पर यथा संशोधित की धारा 9 की उपधारा (1) के खण्ड (क) सपठित साधारण खण्ड अधिनियम, 1897 (अधिनियम संख्या 10 सन् 1897) की धारा 21 द्वारा प्रदत्त शक्तियों का प्रयोग करते हुये, स्वयं सहायता समूहों द्वारा बैंकों से ₹ 5.00 लाख तक प्राप्त किये जाने वाले ऋणों के सम्बन्ध में निष्पादित बन्धक विलेखों पर प्रभार्य स्टाम्प शुल्क में शत-प्रतिशत छूट प्रदान करने की सहर्ष स्वीकृति प्रदान करते हैं।

(अमित सिंह नेगी)
सचिव।

संख्या-285 (1)/2016/XXVII(9)/यूओ0-04/स्टाम्प/2014 तद्दिनांकित।

प्रतिलिपि:

- निम्नलिखित को सूचनार्थ एवं आवश्यक कार्यवाही हेतु प्रेषित—
1. अपर मुख्य सचिव, उद्यान एवं रेशम विभाग, उत्तराखण्ड शासन।
 2. प्रमुख सचिव, न्याय एवं विधायी विभाग, उत्तराखण्ड शासन।
 3. मण्डलाध्यक्ष, कुमायूँ एवं गढ़वाल।
 4. महानिरीक्षक, निबन्धन, उत्तराखण्ड, देहरादून।
 5. समस्त जिलाधिकारी, उत्तराखण्ड।
 6. उप महानिरीक्षक/सहायक महानिरीक्षक, निबन्धन, देहरादून।
 7. निदेशक, राजकीय मुद्रणालय रुड़की को इस आशय के साथ प्रेषित कि ये उक्त अधिसूचना को आगामी अंक में प्रकाशन उपरान्त 100 प्रतियां शासन में उपलब्ध करा दें।
 8. प्रभारी, एन0आई0सी0, सचिवालय, देहरादून।
 9. गार्ड फाइल।

आज्ञा से,

(बी0डी0 बेलवाल)
अनु सचिव।

प्रेषक,

तहसीलदार
देहरादून, सदर।

सेवा में,

संयोजक,
राज्य स्तरीय बैंकर्स समिति
भारतीय स्टेट बैंक, उत्तराखण्ड
देहरादून।

पत्र संख्या 366/स0का0-2018

दिनांक 28-04-2018

विषय:- ऋण का प्रभार ऋण मुक्त करने के लिए राजस्व अभिलेखों (खतौनी) में ऑन लाईन दर्ज करने हेतु उपभोक्ता शुल्क के रूप में धनराशि लिये जाने के सम्बन्ध में।

महोदय,


उपर्युक्त विषयक कार्यालय जिलाधिकारी देहरादून के पत्र सं0 541/सात-स0का0-2018 दिनांक 14 मार्च 2018 के क्रम में आपको अवगत कराया जाता है कि कृषि तथा कृषि से सम्बन्धित गतिविधियों के लिए ऋण के प्रभार की प्रविष्टि किये जाने हेतु 50 रुपये का शुल्क निर्धारित किया गया है।

अतः आपको सूचित किया जाता है कि समस्त बैंकों द्वारा जारी बंधक पत्रों/बंधक मुक्त पत्रों के साथ शासकीय शुल्क 50 रुपये प्रति बंधक कार्यालय में जमा कराने का कष्ट करें।


तहसीलदार
देहरादून, सदर।

प्रतिलिपि :- निम्न को सूचनार्थ प्रेषित।

1. जिलाधिकारी महोदय देहरादून।
2. उपजिलाधिकारी सदर देहरादून।
3. जिला सूचना विज्ञान अधिकारी एन0 आई0 सी0 देहरादून।


तहसीलदार
देहरादून, सदर।

प्रेषक,

निदेशक,
राज्य नगरीय विकास अभिकरण,
31/62, राजपुर रोड़, देहरादून।

सेवा में,

सहायक महाप्रबन्धक,
एस0एल0बी0सी0,
एस0बी0आई0, देहरादून।

देहरादून, दिनांक: 22 जून, 2018

विषय- प्रधानमंत्री आवास योजना: सबके लिए आवास (शहरी) के ऋण आधारित ब्याज सब्सिडी घटक अन्तर्गत एम0आई0जी0-1 व 2 में कारपेट एरिया बढ़ाये जाने के सम्बन्ध में।

महोदय,

उपरोक्त विषयक उप सचिव, आवासन एवं शहरी कार्य मंत्रालय, भारत सरकार के पत्र संख्या-I-11016/15/2016-HFA-4(Pt)/E-9029212, Dated 12 June, 2018 (छायाप्रति संलग्न) का संदर्भ ग्रहण करने का कष्ट करें, जिसके द्वारा प्रधानमंत्री आवास योजना: सबके लिए आवास (शहरी) के ऋण आधारित ब्याज सब्सिडी घटक अन्तर्गत भारत सरकार द्वारा एम0आई0जी0-1 में कारपेट एरिया 120 वर्ग मी0 से बढ़ाकर 160 वर्ग मी0 एवं एम0आई0जी0-2 में कारपेट एरिया 150 वर्ग मी0 से बढ़ाकर 200 वर्ग मी0 कर दिया गया है।

उपरोक्त संशोधित मार्ग-दर्शिका की प्रति संलग्न कर इस आशय के साथ प्रेषित है कि समस्त लीड बैंक मैनेजर एवं समस्त बैंकों को उक्त संशोधन से अदगत कराते हुए तदनुसार ऋण स्वीकृत करने हेतु निर्देशित करने का कष्ट करें।

संलग्नक-उपरोक्तानुसार।

भवदीय

(भूपाल सिंह मनराल)
निदेशक।

संख्या एवं दिनांक तदैव:

प्रतिलिपि- निम्नलिखित को सूचनार्थ एवं आवश्यक कार्यवाही हेतु प्रेषित-

1. सचिव, शहरी विकास विभाग, उत्तराखण्ड शासन को सादर सूचनार्थ।
2. समस्त जिलाधिकारी, उत्तराखण्ड।
3. नगर आयुक्त, समस्त नगर निगम/अधिशाली अधिकारी, समस्त नगर पालिका परिषद/नगर पंचायत, उत्तराखण्ड को इस आशय के साथ प्रेषित कि उपरोक्त संशोधित मार्ग-दर्शिका के अनुसार ऋण स्वीकृत कराना सुनिश्चित करें।
4. क्षेत्रीय प्रमुख हडको, देहरादून।
5. प्रबन्धक एन0एच0बी0, नई दिल्ली।
6. समस्त लीड बैंक अधिकारी, उत्तराखण्ड।

(भूपाल सिंह मनराल)
निदेशक।

No. I-11016/15/2016-HFA-4(Pt)/ E-9029212

Government of India
Ministry of Housing and Urban Affairs
(HFA- 4 Section)

Nirman Bhawan, New Delhi
Dated the 12th June, 2018

To

1. Dr. M. Ravi Kanth, CMD (HUDCO), Core-7A, 4th Floor, IHC Building, Lodi Road, New Delhi-110003. Tel. No. 011-24693022, Email: cmdhudco@gmail.com
2. Shri Sriram Kalyanaraman, MD & CEO, National Housing Bank, Core 5-A, 3rd Floor, India Habitat Centre, Lodhi Road, New Delhi-110003, (PBX) 011-2464 2722, Fax : 011-2464 9030, E-mail: sriram.kalynaraman@nhb.org.in

Sub: Increase in the carpet area of houses eligible for interest subsidy under the Credit Linked Subsidy Scheme (CLSS) for the Middle Income Group (MIG) under Pradhan Mantri Awas Yojana (Urban).

Sir,

I am directed to refer to this Ministry's letter of even number dated 11th March, 2017 intimating therewith launch of a new Credit Linked Subsidy Scheme to provide interest subsidy for housing loans to eligible beneficiaries belonging to Middle Income Group (CLSS for MIG). The Scheme covers two income segments in the MIG viz. annual household income between Rs.6,00,001 (Rupees Six Lakh One) to Rs.12,00,000 (Rupees Twelve Lakh) (MIG-I) and annual household income between Rs 12,00,001 (Rupees Twelve Lakh One) to Rs.18,00,000 (Rupees Eighteen Lakh) (MIG-II). The scheme was approved to be implemented initially in 2017 for a period of one year w.e.f 01.01.2017. The operational guidelines for the scheme of CLSS for MIG were also circulated therewith.

2. The tenure of the CLSS for MIG scheme was later on extended by 15 months beyond the approved one year period i.e. upto 31.03.2019. Subsequently, the carpet area was also increased in the MIG I category from 90 square metre to 'upto 120 sq. metre' and in MIG II from 110 square meters to 'upto 150 square metre', respectively. These changes in the scheme guidelines were communicated vide this Ministry's letters of even number dated 30th October, 2017 and 27th November, 2017, respectively.

3. Ministry has received feedback from National Housing Bank (NHB) and Housing and Urban Development Corporation Ltd. (HUDCO), the two Central Nodal Agencies (CNAs) involved in implementation of the scheme and representations have also come from various other stakeholders requesting for removal or increasing the carpet area cap specified on CLSS for MIG. This is to facilitate several potential customers, who were otherwise eligible, especially in smaller cities/towns, but because they were buying flats/houses, constructing houses, where the carpet area exceeded the cap of either 120 square metre or 150 square metre thus rendering them ineligible for the interest subsidy under MIG. Keeping in view the overall intent of the CLSS for MIG scheme to support the dream of the deserving family in owning a house, the competent authority in the Ministry has approved enhancement in carpet area in the MIG I category from 'upto 120 square metre' to 'upto 160 square metre' and in MIG II from 'upto 150 square meter' to 'upto 200 square metre', respectively. The enhancement in carpet area will be effective from the date the CLSS for MIG had become effective i.e. 01.01.2017.

Contd/-

4. The changes may please be further communicated to Primary Lending Institutions (PLIs).
5. This issues with the approval of competent authority.

Yours faithfully,



(Akhil Saxena)

Deputy Secretary to the Govt. of India
Tel. No. 2306 2280

Copy for information to:

1. PS to HUAM
2. PPS to Secretary (HUAM)
3. PS to JS&MD(HFA)
4. PS to JS & FA
5. PS to Director (HFA-I) / PS to Director (HFA-V) / PS to DS(HFA-III) / PS to Dir(NBO).
6. SO (IT) Cell for uploading the letter on the e-office portal of the Ministry.

Copy to:

1. Dy. Chief MIS, HFA Mission Directorate, New Delhi with the request for uploading it on the Ministry's website immediately.



(Rahul Mahna)

Under Secretary to the Government of India

भाग - “ ब ”
आँकड़ों का विवरण

CREDIT DEPOSIT RATIO OF ALL BANKS

Position as on 30TH JUNE 2020

(₹ in Crores)

S. No.	Name of the Bank	No. of Br.	Total Deposit	Total Advances	C:D Ratio	Investment	Adv+Inv	C+I:D Ratio	Total Agri	Manf.	Serv.	Others	Total \$ PSA	Adv. To W/S	SC/ST
1	State Bank of India	431	46143	21215	46	3675	24890	54	2412	760	1665	1114	5951	1280	521
2	Punjab National Bank	329	30894	15664	51	0	15664	51	1692	1063	2249	861	5864	1657	251
3	Bank of Baroda	155	8863	4314	49	0	4314	49	1570	472	817	397	3257	2108	89
A	Total L.B.	915	85900	41193	48	3675	44868	52	5673	2296	4731	2372	15072	5046	861
4	Union Bank of India	123	6325	2268	36	0	2268	36	569	120	535	570	1795	467	52
5	Canara Bank	144	4928	2704	55	0	2704	55	208	231	716	414	1569	290	72
6	Central Bank of India	42	2499	718	29	0	718	29	80	98	171	101	449	54	25
7	Punjab & Sind Bank	44	1524	677	44	0	677	44	180	27	214	127	546	162	16
8	UCO Bank	57	1438	571	40	0	571	40	98	38	144	121	401	98	27
9	Indian Overseas Bank	45	2120	801	38	0	801	38	97	98	110	162	467	34	72
10	Bank of India	35	1786	1054	59	0	1054	59	141	285	10	140	576	152	23
11	Indian Bank	53	2951	1566	53	0	1566	53	171	137	211	171	690	87	9
12	Bank of Maharashtra	5	134	59	44	0	59	44	1	10	8	20	38	7	4
B	Total N-L.B.	548	23705	10416	44	0	10416	44	1543	1043	2119	1827	6532	1349	301
C	Total(A+B)	1463	109605	51609	47	3675	55284	50	7217	3339	6850	4199	21604	6394	1162
13	Uttarakhand G.B	286	5628	2382	42	41	2422	43	404	129	466	507	1506	310	315
14	Prathama U.P Gramin Bank	1	18	9	52	0	9	52	8	0	1	0	9	5	6
D	Total R.R.B.	287	5646	2391	42	41	2432	43	412	129	467	507	1515	315	321
15	Co-operative Bank	289	10408	5969	57	0	5969	57	2007	130	395	443	2975	789	378
E	Total Coop.	289	10408	5969	57	0	5969	57	2007	130	395	443	2975	789	378
F	Total (C+D+E)	2039	125660	59969	48	3716	63684	51	9635	3598	7711	5149	26093	7499	1861
16	Nainital Bank	81	3019	1809	60	0	1809	60	261	243	283	499	1286	194	22
17	Axis Bank	52	3332	1741	52	0	1741	52	306	105	209	15	636	141	193
18	ICICI bank	38	3146	2151	68	0	2151	68	110	97	614	75	895	130	23
19	IDBI Bank	31	1880	845	45	0	845	45	61	29	295	97	482	115	22
20	HDFC Bank	48	4351	4420	102	0	4420	102	391	157	493	598	1639	323	10
21	The J & K Bank	3	86	58	67	0	58	67	0	0	8	19	28	7	0
22	Fedral Bank Ltd	1	145	42	29	0	42	29	1	1	0	2	4	1	0
23	IndusInd Bank	11	938	542	58	0	542	58	59	16	173	0	248	79	28
24	The Karnataka bank	4	240	126	52	0	126	52	1	27	34	13	75	1	2
25	The South Indian Bank Ltd	1	31	16	50	0	16	50	0	0	16	0	16	0	0
26	Standard Chartered Bank	1	100	0	0	0	0	0	0	0	0	0	0	0	0
27	Yes Bank	17	964	1118	116	0	1118	116	207	95	148	0	449	36	0
28	Kotak Mahinda	10	707	355	50	0	355	50	124	76	99	0	299	99	1
29	BANDHAN BANK	12	425	441	104	0	441	104	238	0	163	10	412	0	47
30	UJJIVAN FINANCIAL SERVICES	4	1364	58	4	0	58	4	17	0	6	31	53	46	19
31	UTKARSH MICRO FINANCE	17	532	117	22	0	117	22	60	20	30	0	109	109	82
32	IDFC Bank	2	222	323	146	0	323	146	0	5	20	5	30	0	1
G	Total Pvt Bank	333	21484	14163	66	0	14163	66	1834	870	2590	1364	6658	1280	450
H	All Bank (F+G)	2372	147143	74131	50	3716	77847	53	11470	4468	10301	6513	32752	8779	2311
	RIDF	0	0	7477	0	0	7477	0	0	0	0	0	0	0	0
	Total (H+RIDF)	2372	147143	81608	55	3716	85324	58	11470	4468	10301	6513	32752	8779	2311

Contd.

(₹ in Crores)

S. No.	Name of the Bank	No. of Branches					AUTHORISATION		Deposits				
		R	SU	U	M	Total	<6M	>6M	R	SU	U	Total	
									Amt.	Amt.	Amt.	No.	Amt.
1	State Bank of India	275	61	95	0	431	0	0	18635	9519	17989	6212718	46143
2	Punjab National Bank	158	79	92	0	329	0	0	7818	7103	15973	4710283	30894
3	Bank of Baroda	60	42	53	0	155	0	0	1658	1716	5489	1565657	8863
A	Total Lead Banks	493	182	240	0	915	0	0	28111	18338	39451	12488658	85900
4	Union Bank of India	41	40	42	0	123	0	0	788	1445	4092	681247	6325
5	Canara Bank	50	46	48	0	144	0	0	766	1022	3140	872747	4928
6	Central Bank of India	8	12	22	0	42	0	0	211	529	1759	443251	2499
7	Punjab & Sind Bank	16	12	16	0	44	0	0	388	212	925	302511	1524
8	UCO Bank	19	24	14	0	57	0	0	291	323	824	344040	1438
9	Indian Overseas Bank	20	11	14	0	45	0	0	315	256	1550	258478	2120
10	Bank of India	11	14	10	0	35	0	0	271	538	977	304504	1786
11	Indian Bank	9	26	18	0	53	0	0	360	1010	1582	557824	2951
12	Bank of Maharashtra	0	1	4	0	5	0	0	0	10	124	39026	134
B	Total Non-Lead Banks	174	186	188	0	548	0	0	3390	5343	14972	3803628	23705
C	Total N. Banks (A + B)	667	368	428	0	1463	0	0	31501	23682	54422	16292286	109605
13	Uttarakhand G.B	218	44	24	0	286	0	0	3992	1001	636	1922100	5628
14	Prathama U.P Gramin Bank	1	0	0	0	1	0	0	18	0	0	9687	18
D	Total R.R.B.	219	44	24	0	287	0	0	4009	1001	636	1931787	5646
15	Co-operative Bank	166	61	62	0	289	0	0	3582	2614	4213	1837460	10408
E	Total Cooperative	166	61	62	0	289	0	0	3582	2614	4213	1837460	10408
F	Total (C+D+E)	1052	473	514	0	2039	0	0	39092	27297	59271	20061533	125660
16	Nainital Bank	39	24	18	0	81	0	0	917	1167	935	368878	3019
17	Axis Bank	11	18	23	0	52	0	0	170	897	2264	218041	3332
18	ICICI bank	4	14	20	0	38	0	0	4	1490	1651	91455	3146
19	IDBI Bank	10	13	8	0	31	0	0	226	451	1204	281663	1880
20	HDFC Bank	9	19	20	0	48	0	0	146	764	3442	403842	4351
21	The J & K Bank	0	0	3	0	3	0	0	0	0	86	8723	86
22	Fedral Bank Ltd	0	0	1	0	1	0	0	0	0	145	5423	145
23	IndusInd Bank	1	1	9	0	11	0	0	70	0	868	39476	938
24	The Karnataka bank	0	1	3	0	4	0	0	0	12	229	67717	240
25	The South Indian Bank Ltd	0	0	1	0	1	0	0	0	0	31	5350	31
26	Standard Chartered Bank	0	0	1	0	1	0	0	0	0	100	2370	100
27	Yes Bank	5	4	8	0	17	0	0	5	101	858	40529	964
28	Kotak Mahinda	0	3	7	0	10	0	0	0	43	664	49828	707
29	BANDHAN BANK	0	5	7	0	12	0	0	0	81	344	186419	425
30	UJJIVAN FINANCIAL SERVICES	0	1	3	0	4	0	0	0	4	1360	78228	1364
31	UTKARSH MICRO FINANCE	9	3	5	0	17	0	0	20	0	512	17116	532
32	IDFC Bank	0	0	2	0	2	0	0	0	0	222	10629	222
G	Total Private Bank	88	106	139	0	333	0	0	1559	5009	14916	1875687	21484
H	Total All Bank (F+G)	1140	579	653	0	2372	0	0	40651	32305	74187	21937220	147143
	RIDF					0							0
	Total (H+RIDF)	1140	579	653	0	2372	0	0	40651	32305	74187	21937220	147143

Contd.

(₹ in Crores)

ADVANCES																
S. No.	Name of the Bank	From Within State				From Outside State				Total						
		R	SU	U	Total	R	SU	U	Total	R	SU	U	Total			
		Amt.	Amt.	Amt.	No.	Amt.	Amt.	Amt.	No.	Amt.	Amt.	Amt.	No.	Amt.		
1	State Bank of India	3877	2822	5927	308981	12625	3026	2763	2801	119	8590	6903	5584	8728	309100	21215
2	Punjab National Bank	3937	4172	5956	216812	14065	0	139	1460	84	1599	3937	4311	7416	216896	15664
3	Bank of Baroda	755	977	2568	75511	4300	0	9	5	115	14	755	986	2573	75626	4314
A	Total Lead Banks	8569	7970	14450	601304	30990	3026	2911	4267	318	10203	11595	10881	18717	601622	41193
4	Union Bank of India	327	723	1217	48290	2267	0	0	2	3	2	327	723	1218	48293	2268
5	Canara Bank	371	590	1743	53078	2704	0	0	0	0	0	371	590	1743	53078	2704
6	Central Bank of India	40	88	590	25706	718	0	0	0	0	0	40	88	590	25706	718
7	Punjab & Sind Bank	182	147	348	16415	676	0	0	1	1	1	182	147	348	16416	677
8	UCO Bank	112	154	240	24959	506	65	0	0	1	65	176	154	240	24960	571
9	Indian Overseas Bank	170	124	375	16256	668	0	12	120	49	132	170	136	495	16305	801
10	Bank of India	140	309	605	21396	1054	0	0	0	0	0	140	309	605	21396	1054
11	Indian Bank	127	481	419	54565	1027	0	0	539	5	539	127	481	958	54570	1566
12	Bank of Maharashtra	0	4	55	1329	59	0	0	0	0	0	0	4	55	1329	59
B	Total Non-Lead Banks	1468	2618	5591	261994	9678	65	12	661	59	738	1533	2630	6252	262053	10416
C	Total N. Banks (A + B)	10038	10589	20041	863298	40668	3091	2923	4928	377	10941	13128	13511	24969	863675	51609
13	Uttarakhand G.B	1404	602	377	107732	2382	0	0	0	0	0	1404	602	377	107732	2382
14	Prathama U.P Gramin Bank	9	0	0	1024	9	0	0	0	0	0	9	0	0	1024	9
D	Total R.R.B.	1413	602	377	108756	2391	0	0	0	0	0	1413	602	377	108756	2391
15	Co-operative Bank	1868	1068	3033	407485	5969	0	0	0	0	0	1868	1068	3033	407485	5969
E	Total Cooperative	1868	1068	3033	407485	5969	0	0	0	0	0	1868	1068	3033	407485	5969
F	Total (C+D+E)	13319	12258	23450	1379539	49028	3091	2923	4928	377	10941	16409	15181	28378	1379916	59969
16	Nainital Bank	407	595	807	25745	1809	0	0	0	0	0	407	595	807	25745	1809
17	Axis Bank	120	297	1324	27300	1741	0	0	0	0	0	120	297	1324	27300	1741
18	ICICI bank	1	10	2141	54927	2151	0	0	0	0	0	1	10	2141	54927	2151
19	IDBI Bank	107	174	359	9847	640	0	47	158	337	204	108	221	516	10184	845
20	HDFC Bank	326	666	3427	228756	4420	0	0	0	0	0	326	666	3427	228756	4420
21	The J & K Bank	0	0	58	780	58	0	0	0	0	0	0	0	58	780	58
22	Fedral Bank Ltd	0	0	42	268	42	0	0	0	0	0	0	0	42	268	42
23	Indusind Bank	49	0	493	48328	542	0	0	0	0	0	49	0	493	48328	542
24	The Karnataka bank	0	24	101	1028	126	0	0	0	0	0	0	24	101	1028	126
25	The South Indian Bank Ltd	0	0	16	148	16	0	0	0	0	0	0	0	16	148	16
26	Standard Chartered Bank	0	0	0	0	0	0	0	0	0	0	0	0	0	0	0
27	Yes Bank	2	43	1073	13419	1118	0	0	0	0	0	2	43	1073	13419	1118
28	Kotak Mahinda	0	10	345	1294	355	0	0	0	0	0	0	10	345	1294	355
29	BANDHAN BANK	0	0	441	95626	441	0	0	0	0	0	0	0	441	95626	441
30	UJJIVAN FINANCIAL SERVICES	0	11	47	22689	58	0	0	0	0	0	0	11	47	22689	58
31	UTKARSH MICRO FINANCE	63	30	24	51530	117	0	0	0	0	0	63	30	24	51530	117
32	IDFC Bank	0	0	323	21833	323	0	0	0	0	0	0	0	323	21833	323
G	Total Private Bank	1076	1861	11022	603518	13958	0	47	158	337	204	1076	1907	11179	603855	14163
H	Total All Bank (F+G)	14394	14119	34472	1983057	62986	3091	2969	5085	714	11146	17485	17088	39558	1983771	74131
	RIDF	7477	0	0	1	7477	0	0	0	0	0	7477	0	0	1	7477
	Total (H+RIDF)	21871	14119	34472	1983058	70462	3091	2969	5085	714	11146	24962	17088	39558	1983772	81608

Contd.

(₹ in Crores)

Agriculture																
S. No.	Name of the Bank	Crop Loan					Term Loan					Total				
		R	SU	U	Total		R	SU	U	Total		R	SU	U	Total	
					No.	Amt.				No.	Amt.				No.	Amt.
1	State Bank of India	604	422	253	78705	1278	565	497	72	67091	1134	1168	919	324	145796	2412
2	Punjab National Bank	754	384	108	76509	1247	251	150	44	21509	445	1005	535	152	98018	1692
3	Bank of Baroda	335	175	115	24314	625	114	193	638	9681	945	449	368	753	33995	1570
A	Total Lead Banks	1693	982	476	179528	3150	929	841	754	98281	2523	2622	1822	1229	277809	5673
4	Union Bank of India	165	203	45	16547	413	40	41	76	5883	157	204	244	121	22430	569
5	Canara Bank	39	55	5	5648	99	28	25	55	6138	108	67	80	61	11786	208
6	Central Bank of India	3	3	8	1379	14	2	2	61	1827	65	5	5	70	3206	80
7	Punjab & Sind Bank	61	41	39	4849	141	7	9	23	1343	39	68	50	62	6192	180
8	Allahabad Bank	0	0	0	0	0	0	0	0	0	0	0	0	0	0	0
9	UCO Bank	23	12	13	6877	48	16	18	15	4108	50	39	30	28	10985	98
10	Indian Overseas Bank	44	17	9	4056	70	12	14	1	1856	27	56	31	10	5912	97
11	Bank of India	17	53	26	4341	96	11	18	17	1607	45	28	70	42	5948	141
12	Indian Bank	35	56	1	4635	91	24	49	7	865	80	59	105	7	5500	171
B	Bank of Maharashtra	0	0	0	9	0	0	0	0	13	0	0	0	1	22	1
C	Total Non-Lead Banks	387	439	146	48341	972	139	176	256	23640	571	526	616	401	71981	1543
13	Total N. Banks (A + B)	2080	1421	621	227869	4122	1068	1017	1009	121921	3094	3148	2438	1630	349790	7217
14	Uttarakhand G.B	249	56	10	47524	315	63	20	6	9704	89	313	75	16	57228	404
D	Prathama U.P Gramin Bank	6	0	0	456	6	1	0	0	268	1	8	0	0	724	8
15	Total R.R.B.	255	56	10	47980	321	65	20	6	9972	90	320	75	16	57952	412
E	Co-operative Bank	801	658	123	314061	1582	270	66	89	39680	425	1071	724	212	353741	2007
F	Total Cooperative	801	658	123	314061	1582	270	66	89	39680	425	1071	724	212	353741	2007
16	Total (C+D+E)	3137	2135	754	589910	6026	1402	1103	1104	171573	3610	4539	3238	1859	761483	9635
17	Nainital Bank	80	72	16	7713	169	27	58	7	1398	92	107	131	23	9111	261
18	Axis Bank	9	2	284	2436	296	0	0	10	467	11	9	3	294	2903	306
19	ICICI bank	0	8	6	217	15	0	40	55	5897	95	0	48	61	6114	110
20	IDBI Bank	9	6	17	960	32	8	10	11	2076	29	17	16	28	3036	61
21	HDFC Bank	58	63	94	2578	215	29	59	88	5344	176	87	122	182	7922	391
22	The J & K Bank	0	0	0	0	0	0	0	0	0	0	0	0	0	0	0
23	Fedral Bank Ltd	0	0	1	58	1	0	0	0	0	0	0	0	1	58	1
24	IndusInd Bank	0	0	0	0	0	23	0	36	16666	59	23	0	36	16666	59
25	The Karnataka bank	0	0	0	1	0	0	0	1	21	1	0	0	1	22	1
26	The South Indian Bank Ltd	0	0	0	0	0	0	0	0	0	0	0	0	0	0	0
27	Standard Chartered Bank	0	0	0	0	0	0	0	0	0	0	0	0	0	0	0
28	Yes Bank	2	1	2	165	6	0	2	199	3945	201	2	4	201	4110	207
29	Kotak Mahinda	0	10	85	364	94	0	0	30	355	30	0	10	114	719	124
30	BANDHAN BANK	0	0	0	0	0	0	0	238	58320	238	0	0	238	58320	238
31	UJJIVAN FINANCIAL SERVICES	0	0	0	0	0	0	4	12	7254	17	0	4	12	7254	17
32	UTKARSH MICRO FINANCE	0	0	0	0	0	30	16	13	30140	60	30	16	13	30140	60
38	IDFC Bank	0	0	0	0	0	0	0	0	0	0	0	0	0	0	0
G	Total Private Bank	159	163	505	14492	827	117	190	701	131883	1007	276	353	1206	146375	1834
H	Total All Bank (F+G)	3296	2298	1260	604402	6853	1519	1293	1805	303456	4617	4815	3590	3065	907858	11470
	RIDF					0					0	0	0	0	0	0
	Total (H+RIDF)	3296	2298	1260	604402	6853	1519	1293	1805	303456	4617	4815	3590	3065	907858	11470

Priority Sector Advances

(₹ in Crores)

S. No.	Name of the Bank	Manufacturing (Micro & Small and Credit to Medium Enterprises)								SERVICES (Micro & Small and Credit to Medium Enterprises)							
		R		SU		U		Total		R		SU		U		Total	
		No.	Amt.	No.	Amt.	No.	Amt.	No.	Amt.	No.	Amt.	No.	Amt.	No.	Amt.	No.	Amt.
1	State Bank of India	3917	248	1678	237	1009	276	6604	760	12379	687	6065	441	6327	537	24771	1665
2	Punjab National Bank	812	366	524	308	703	389	2039	1063	20012	1038	9948	567	7135	643	37095	2249
3	Bank of Baroda	462	40	716	113	1153	319	2331	472	5202	141	4090	231	5217	445	14509	817
A	Total Lead Banks	5191	654	2918	657	2865	985	10974	2296	37593	1866	20103	1239	18679	1625	76375	4731
4	Union Bank of India	184	10	580	43	476	66	1240	120	2582	57	7338	249	5829	230	15749	535
5	Canara Bank	325	34	426	34	913	163	1664	231	4193	118	5229	200	6344	398	15766	716
6	Central Bank of India	142	3	206	5	572	90	920	98	406	10	641	19	1741	141	2788	171
7	Punjab & Sind Bank	107	6	79	4	91	16	277	27	1536	52	1769	46	2055	116	5360	214
8	UCO Bank	194	7	297	13	272	18	763	38	2378	26	2959	55	2330	64	7667	144
9	Indian Overseas Bank	302	11	251	12	473	75	1026	98	1131	25	1086	26	1084	58	3301	110
10	Bank of India	2057	52	3771	102	2504	131	8332	285	1	0	2	1	12	9	15	10
11	Indian Bank	734	13	1748	82	620	41	3102	137	902	36	2946	103	1406	72	5254	211
12	Bank of Maharashtra	0	0	0	0	118	10	118	10	0	0	35	1	205	7	240	8
B	Total Non-Lead Banks	4045	136	7358	297	6039	610	17442	1043	13129	323	22005	699	21006	1097	56140	2119
C	Total N. Banks (A + B)	9236	791	10276	954	8904	1594	28416	3339	50722	2189	42108	1938	39685	2722	132515	6850
13	Uttarakhand G.B	4702	90	886	29	221	10	5809	129	11989	282	3757	118	1723	65	17469	466
14	Prathama U.P Gramin Bank	0	0	0	0	0	0	0	0	270	1	0	0	0	0	270	1
D	Total R.R.B.	4702	90	886	29	221	10	5809	129	12259	284	3757	118	1723	65	17739	467
15	Co-operative Bank	1404	20	1515	109	0	0	2919	130	5669	83	3955	117	2679	196	12303	395
E	Total Cooperative	1404	20	1515	109	0	0	2919	130	5669	83	3955	117	2679	196	12303	395
F	Total (C+D+E)	15342	901	12677	1092	9125	1605	37144	3598	68650	2556	49820	2172	44087	2983	162557	7711
16	Nainital Bank	212	13	142	36	197	194	551	243	2626	86	2148	102	1161	94	5935	283
17	Axis Bank	0	0	0	0	123	105	123	105	0	0	0	0	811	209	811	209
18	ICICI bank	0	0	64	37	109	60	173	97	0	0	719	83	2512	530	3231	614
19	IDBI Bank	123	7	182	6	199	16	504	29	1009	47	1406	73	936	175	3351	295
20	HDFC Bank	40	15	203	15	417	127	660	157	9364	54	8592	96	21799	343	39755	493
21	The J & K Bank	0	0	0	0	0	0	0	0	0	0	0	0	111	8	111	8
22	Fedral Bank Ltd	0	0	0	0	12	1	12	1	0	0	0	0	0	0	0	0
23	IndusInd Bank	849	2	0	0	227	14	1076	16	13017	24	0	0	8330	148	21347	173
24	The Karnataka bank	0	0	39	17	25	11	64	27	0	0	0	0	126	34	126	34
25	The South Indian Bank Ltd	0	0	0	0	0	0	0	0	0	0	0	0	148	16	148	16
26	Standard Chartered Bank	0	0	0	0	0	0	0	0	0	0	0	0	0	0	0	0
27	Yes Bank	0	0	4	4	169	90	173	95	0	0	55	22	329	127	384	148
28	Kotak Mahinda	0	0	0	0	81	76	81	76	0	0	1	0	154	99	155	99
29	BANDHAN BANK	0	0	0	0	0	0	0	0	0	0	0	0	2083	163	2083	163
30	UJJIVAN FINANCIAL SERVICES	0	0	0	0	17	0	17	0	0	0	123	0	1699	5	1822	6
31	UTKARSH MICRO FINANCE	5980	13	1258	5	1288	2	8526	20	8970	20	1886	7	1935	3	12791	30
32	IDFC Bank	0	0	0	0	18	5	18	5	0	0	0	0	87	20	87	20
G	Total Private Bank	7204	49	1892	120	2882	701	11978	870	34986	231	14930	384	42221	1974	92137	2590
H	Total All Bank (F+G)	22546	950	14569	1212	12007	2306	49122	4468	103636	2787	64750	2557	86308	4958	254694	10301
	RIDF							0	0							0	0
	Total (H+RIDF)	22546	950	14569	1212	12007	2306	49122	4468	103636	2787	64750	2557	86308	4958	254694	10301

Priority Sector Advances

(₹ in Crores)

		{OTHERS (Housing Loan Rs. 25 Lacs, Education Loan 10 Lacs)}				Total \$ PSA		
S. No.	Name of the Bank	R	SU	U	Total		Total	
					No.	Amt.	No.	Amt.
1	State Bank of India	401	385	328	19161	1114	196332	5951
2	Punjab National Bank	251	241	368	17506	861	154658	5864
3	Bank of Baroda	91	98	208	6271	397	57106	3257
A	Total Lead Banks	743	724	905	42938	2372	408096	15072
4	Union Bank of India	62	200	308	5209	570	44628	1795
5	Canara Bank	62	133	219	7054	414	36270	1569
6	Central Bank of India	9	23	69	5881	101	12795	449
7	Punjab & Sind Bank	30	30	67	1733	127	13562	546
8	UCO Bank	23	39	59	1260	121	20675	401
9	Indian Overseas Bank	41	32	90	2200	162	12439	467
10	Bank of India	28	42	70	1689	140	15984	576
11	Indian Bank	12	75	84	2164	171	16020	690
12	Bank of Maharashtra	0	1	18	206	20	586	38
B	Total Non-Lead Banks	267	575	984	27396	1827	172959	6532
C	Total N. Banks (A + B)	1010	1300	1889	70334	4199	581055	21604
13	Uttarakhand G.B	230	153	124	7728	507	88234	1506
14	Prathama U.P Gramin Bank	0	0	0	14	0	1008	9
D	Total R.R.B.	230	153	124	7742	507	89242	1515
15	Co-operative Bank	176	166	100	9458	443	378421	2975
E	Total Cooperative	176	166	100	9458	443	378421	2975
F	Total (C+D+E)	1416	1619	2113	87534	5149	1048718	26093
16	Nainital Bank	110	208	181	3390	499	18987	1286
17	Axis Bank	0	0	15	257	15	4094	636
18	ICICI bank	0	11	64	774	75	10292	895
19	IDBI Bank	33	38	27	1186	97	8077	482
20	HDFC Bank	3	6	590	8553	598	56890	1639
21	The J & K Bank	0	0	19	253	19	364	28
22	Fedral Bank Ltd	0	0	2	28	2	98	4
23	IndusInd Bank	0	0	0	0	0	39089	248
24	The Karnataka bank	0	3	10	129	13	341	75
25	The South Indian Bank Ltd	0	0	0	0	0	148	16
26	Standard Chartered Bank	0	0	0	0	0	0	0
27	Yes Bank	0	0	0	2	0	4669	449
28	Kotak Mahinda	0	0	0	0	0	955	299
29	BANDHAN BANK	0	0	10	1	10	60404	412
30	UJJIVAN FINANCIAL SERVICES	0	6	25	12855	31	21948	53
31	UTKARSH MICRO FINANCE	0	0	0	0	0	51457	109
32	IDFC Bank	0	0	5	35	5	140	30
G	Total Private Bank	145	272	948	27463	1364	277953	6658
H	Total All Bank (F+G)	1561	1891	3061	114997	6513	1326671	32752
	RIDF							
	Total (H+RIDF)	1561	1891	3061	114997	6513	1326671	32752

PSA + NPSA = TOTAL WITHIN ADVANCES

(₹ in Crores)

S. No.	Name of the Bank	Total PSA		Total NPSA		Total Within State	
		Total		Total		Total	
		No.	Amt.	No.	Amt.	No.	Amt.
1	State Bank of India	196332	5951	112649	6674	308981	12625
2	Punjab National Bank	154658	5864	62154	8200	216812	14065
3	Bank of Baroda	57106	3257	18405	1043	75511	4300
A	Total Lead Banks	408096	15072	193208	15917	601304	30990
4	Union Bank of India	44628	1795	3662	472	48290	2267
5	Canara Bank	36270	1569	16808	1134	53078	2704
6	Central Bank of India	12795	449	12911	269	25706	718
7	Punjab & Sind Bank	13562	546	2853	130	16415	676
8	UCO Bank	20675	401	4284	105	24959	506
9	Indian Overseas Bank	12439	467	3817	201	16256	668
10	Bank of India	15984	576	5412	478	21396	1054
11	Indian Bank	16020	690	38545	337	54565	1027
12	Bank of Maharashtra	586	38	743	20	1329	59
B	Total Non-Lead Banks	172959	6532	89035	3146	261994	9678
C	Total N. Banks (A + B)	581055	21604	282243	19063	863298	40667
13	Uttarakhand G.B	88234	1506	19498	876	107732	2382
14	Prathama U.P Gramin Bank	1008	9	16	0	1024	9
D	Total R.R.B.	89242	1515	19514	876	108756	2391
15	Co-operative Bank	378421	2975	29064	2994	407485	5969
E	Total Cooperative	378421	2975	29064	2994	407485	5969
F	Total (C+D+E)	1048718	26093	330821	22934	1379539	49027
16	Nainital Bank	18987	1286	6758	524	25745	1809
17	Axis Bank	4094	636	23206	1106	27300	1741
18	ICICI bank	10292	895	44635	1256	54927	2151
19	IDBI Bank	8077	482	1770	159	9847	640
20	HDFC Bank	56890	1639	171866	2781	228756	4420
21	The J & K Bank	364	28	416	30	780	58
22	Fedral Bank Ltd	98	4	170	39	268	42
23	IndusInd Bank	39089	248	9239	294	48328	542
24	The Karnataka bank	341	75	687	51	1028	126
25	The South Indian Bank Ltd	148	16	0	0	148	16
26	Standard Chartered Bank	0	0	0	0	0	0
27	Yes Bank	4669	449	8750	669	13419	1118
28	Kotak Mahinda	955	299	339	56	1294	355
29	BANDHAN BANK	60404	412	35222	30	95626	441
30	UJJIVAN FINANCIAL SERVICES	21948	53	741	5	22689	58
31	UTKARSH MICRO FINANCE	51457	109	73	8	51530	117
32	IDFC Bank	140	30	21693	293	21833	323
G	Total Private Bank	277953	6658	325565	7300	603518	13958
H	Total All Bank (F+G)	1326671	32752	656386	30234	1983057	62985
	RIDF					1	7477
	Total (H+RIDF)	1326671	32752	656386	30234	1983058	70462

Contd.

(₹ in Crores)

S. No.	Name of the Bank	ADV. TO W/S					DIR ADV		ADV TO SC/ST		POPULATION-WISE CD RATIO			
		R	SU	U	Total		No.	Amt.	No.	Amt.	R	SU	U	Total
					No.	Amt.								
1	State Bank of India	721	191	369	33190	1280	883	0.98	31974	520.83	37	59	49	46
2	Punjab National Bank	884	513	261	106129	1657	2	0.00	17578	251.43	50	61	46	51
3	Bank of Baroda	698	571	839	62494	2108	278	0.22	4389	88.57	46	57	47	49
A	Total Lead Banks	2303	1275	1468	201813	5046	1163	1.19	53941	860.83	41	59	47	48
4	Union Bank of India	134	283	50	22184	467	402	0.44	3865	51.87	42	50	30	36
5	Canara Bank	73	107	110	14428	290	2208	2.13	3649	72.50	48	58	55	55
6	Central Bank of India	12	11	32	573	54	0	0.00	1294	25.24	19	17	34	29
7	Punjab & Sind Bank	70	41	51	6166	162	0	0.00	660	16.44	47	69	38	44
8	UCO Bank	10	86	2	3204	98	44	0.06	3358	27.22	61	48	29	40
9	Indian Overseas Bank	2	30	1	411	34	6	0.01	2534	72.21	54	53	32	38
10	Bank of India	29	81	41	7365	152	0	0.00	935	22.70	52	57	62	59
11	Indian Bank	16	36	34	3294	87	12	0.02	473	8.70	35	48	61	53
12	Bank of Maharashtra	0	0	6	166	7	0	0.00	146	4.28	0	42	44	44
B	Total Non-Lead Banks	346	675	328	57791	1349	2672	2.65	16914	301.15	45	49	42	44
C	Total N. Banks (A + B)	2649	1950	1796	259604	6394	3835	3.84	70855	1161.97	42	57	46	47
13	Uttarakhand G.B	254	49	7	58456	310	0	0.00	20977	315.46	35	60	59	42
14	Prathama U.P Gramin Bank	5	0	0	491	5	0	0.00	745	5.71	52	0	0	52
D	Total R.R.B.	259	49	7	58947	315	0	0.00	21722	321.17	35	60	59	42
15	Co-operative Bank	311	254	225	78841	789	0	0.00	50042	377.81	52	41	72	57
E	Total Cooperative	311	254	225	78841	789	0	0.00	50042	377.81	52	41	72	57
F	Total (C+D+E)	3218	2252	2028	397392	7499	3835	3.84	142619	1860.95	42	56	48	48
16	Nainital Bank	101	73	20	10918	194	1453	1.70	1671	22.22	44	51	86	60
17	Axis Bank	0	0	141	753	141	0	0.00	10714	193.44	71	33	58	52
18	ICICI bank	1	57	73	4871	130	0	0.00	777	23.09	17	1	130	68
19	IDBI Bank	26	39	50	5089	115	20	0.01	814	21.63	48	49	43	45
20	HDFC Bank	84	76	162	41301	323	0	0.00	172	9.66	224	87	100	102
21	The J & K Bank	0	0	7	89	7	19	0.02	0	0.00	0	0	67	67
22	Fedral Bank Ltd	0	0	1	40	1	0	0.00	2	0.00	0	0	29	29
23	IndusInd Bank	49	0	31	37365	79	0	0.00	15404	28.48	70	0	57	58
24	The Karnataka bank	0	0	1	11	1	0	0.00	17	1.54	0	207	44	52
25	The South Indian Bank Ltd	0	0	0	0	0	0	0.00	0	0.00	0	0	50	50
26	Standard Chartered Bank	0	0	0	0	0	0	0.00	0	0.00	0	0	0	0
27	Yes Bank	2	4	30	4092	36	0	0.00	0	0.00	38	43	125	116
28	Kotak Mahinda	0	8	91	621	99	0	0.00	19	0.95	0	23	52	50
29	BANDHAN BANK	0	0	0	0	0	0	0.00	10711	47.28	0	0	128	104
30	UJJIVAN FINANCIAL SERVICES	0	10	36	119787	46	0	0.00	8476	19.04	0	263	3	4
31	UTKARSH MICRO FINANCE	62	27	20	39299	109	0	0.00	39711	81.55	316	30370	5	22
32	IDFC Bank	0	0	0	0	0	0	0.00	176	0.89	0	0	146	146
G	Total Private Bank	324	294	662	264236	1280	1492	1.74	88664	449.77	69	38	75	66
H	Total All Bank (F+G)	3542	2547	2690	661628	8779	5327	5.57	231283	2310.72	43	53	53	50
	RIDF					0					0	0	0	0
	Total (H+RIDF)	3542	2547	2690	661628	8779	5327	5.57	231283	2310.72	61	53	53	55

**ANNUAL CREDIT PLAN
SECTOR WISE ACHIEVEMENTS OF ALL BANKS
PRIORITY SECTOR ADVANCE**

FROM 01.04.2020 TO 30.06.2020

S. No.	Name of the Bank	CROP LOAN					Term Loan					FARM SECTOR				
		Targets		Achievements		%age	Targets		Achievements		%age	Targets		Achievements		%age
		No.	Amt.	No.	Amt.		No.	Amt.	No.	Amt.		No.	Amt.			
1	State Bank of India	67053	146891	21843	22710	15	21703	89636	1725	20755	23	88756	236527	23568	43465	18
2	Punjab National Bank	49308	119937	9647	16756	14	19644	73253	5229	20635	28	68952	193190	14876	37390	19
3	Bank of Baroda	22791	67398	6250	13570	20	6801	44836	2018	13453	30	29592	112235	8268	27023	24
A	Total Lead Banks	139152	334226	37740	53036	16	48148	207726	8972	54842	26	187300	541952	46712	107878	20
4	Union Bank of India	16123	30788	1203	2414	8	5677	19129	61	100	1	21800	49917	1264	2515	5
5	Canara Bank	12783	23746	1143	1663	7	5861	18518	1029	1423	8	18644	42264	2172	3086	7
6	Central Bank of India	3056	8120	100	143	2	1308	4113	360	1481	36	4364	12233	460	1624	13
7	Punjab & Sind Bank	5461	12180	755	2335	19	4018	6404	71	74	1	9479	18584	826	2409	13
8	UCO Bank	6217	15046	383	43	0	2813	12466	88	12	0	9030	27512	471	55	0
9	Indian Overseas Bank	7737	13982	32	38	0	2879	5968	9	11	0	10616	19950	41	49	0
10	Bank of India	8393	9040	811	1072	12	2067	7412	256	577	8	10460	16452	1067	1649	10
11	Indian Bank	5666	15961	1139	1354	8	2095	12482	59	3457	28	7761	28444	1198	4811	17
12	Bank of Maharashtra	691	1390	2	10	1	331	1241	1	1	0	1022	2631	3	11	0
B	Total Non-Lead Banks	66127	130252	5568	9073	7	27049	87735	1934	7136	8	93176	217987	7502	16209	7
C	Total N. Banks (A + B)	205279	464478	43308	62108	13	75197	295461	10906	61979	21	280476	759939	54214	124087	16
13	Uttarakhand G.B	47199	72242	10477	4954	7	16685	32393	316	445	1	63884	104634	10793	5399	5
14	Prathama U.P Gramin Bank	494	1018	204	469	46	106	272	0	0	0	600	1291	204	469	36
D	Total R.R.B.	47693	73260	10681	5423	7	16791	32665	316	445	1	64484	105925	10997	5869	6
15	Co-operative Bank	128912	175818	67574	41518	24	24597	76551	643	676	1	153509	252369	68217	42194	17
E	Total Cooperative	128912	175818	67574	41518	24	24597	76551	643	676	1	153509	252369	68217	42194	17
F	Total (C+D+E)	381884	713556	121563	109050	15	116585	404677	11865	63100	16	498469	1118233	133428	172150	15
16	Nainital Bank	5819	24200	34	82	0	6394	17648	13	34	0	12213	41848	47	116	0
17	Axis Bank	7333	17266	224	1324	8	5000	23179	0	0	0	12333	40445	224	1324	3
18	ICI bank	2525	7050	61	296	4	2563	8903	1404	2564	29	5088	15953	1465	2860	18
19	IDBI Bank	3112	5356	8	24	0	1359	3130	44	70	2	4471	8486	52	94	1
20	HDFC Bank	5817	14135	294	2172	15	5191	31146	132	2215	7	11008	45281	426	4388	10
21	The J & K Bank	664	1068	0	0	0	143	436	0	0	0	807	1504	0	0	0
22	Federal Bank Ltd	14	17	0	0	0	32	36	0	0	0	46	53	0	0	0
23	IndusInd Bank	1306	1761	5	12	1	988	6904	10	14	0	2294	8665	15	27	0
24	The Karnataka bank	674	1240	0	0	0	157	568	0	0	0	831	1809	0	0	0
25	The South Indian Bank Ltd	18	20	0	0	0	22	24	0	0	0	40	44	0	0	0
26	Standard Chartered Bank	18	20	0	0	0	28	33	0	0	0	46	53	0	0	0
27	Yes Bank	883	2051	0	0	0	4528	14956	0	0	0	5411	17007	0	0	0
28	Kotak Mahinda	662	1113	0	0	0	185	870	46	73	8	847	1983	46	73	4
29	BANDHAN BANK	702	1155	0	0	0	427	11096	1917	1247	11	1129	12251	1917	1247	10
30	UJJIVAN FINANCIAL SERVICES	672	1081	0	0	0	272	864	149	168	19	944	1945	149	168	9
31	UTKARSH MICRO FINANCE	2470	4063	0	0	0	1431	2569	94	38	1	3901	6631	94	38	1
32	IDFC Bank	8	10	0	0	0	26	32	0	0	0	34	42	0	0	0
G	Total Private Bank	32697	81607	626	3912	5	28746	122392	3809	6422	5	61443	203999	4435	10335	5
H	Total All Bank (F+G)	414581	795163	122189	112962	14	145331	527068	15674	69523	13	559912	1322232	137863	182485	14

S. No.	Name of the Bank	NON FARM SECTOR					OTHER PRIORITY SECTOR					TOTAL PSA				
		Targets		Achievements		%age	Targets		Achievements		%age	Targets		Achievements		%age
		No.	Amt.	No.	Amt.		No.	Amt.	No.	Amt.		No.	Amt.	No.	Amt.	
1	State Bank of India	26565	183945	15347	117406	64	15155	64438	1617	1460	2	130476	484910	40532	162331	33
2	Punjab National Bank	26252	151741	14443	112164	74	11094	50610	785	5335	11	106298	395541	30104	154890	39
3	Bank of Baroda	12034	84930	1702	8410	10	4938	28931	69	283	1	46564	226096	10039	35716	16
A	Total Lead Banks	64851	420616	31492	237980	57	31187	143979	2471	7079	5	283338	1106547	80675	352937	32
4	Union Bank of India	12982	47171	943	3038	6	4143	19001	58	288	2	38925	116089	2265	5841	5
5	Canara Bank	8678	42012	3337	7125	17	4854	21481	1241	1543	7	32176	105758	6750	11753	11
6	Central Bank of India	5401	22543	1285	6445	29	1673	10232	42	456	4	11438	45008	1787	8525	19
7	Punjab & Sind Bank	3723	16015	1017	1906	12	1320	7218	47	65	1	14522	41817	1890	4380	10
8	UCO Bank	3618	17708	2642	664	4	2893	11172	77	248	2	15541	56392	3190	967	2
9	Indian Overseas Bank	2458	15195	315	585	4	1929	6749	29	210	3	15003	41894	385	844	2
10	Bank of India	3554	19222	3028	9155	48	2755	17154	178	227	1	16769	52828	4273	11031	21
11	Indian Bank	6540	18017	2060	13884	77	1639	7537	136	107	1	15940	53998	3394	18803	35
12	Bank of Maharashtra	419	1774	118	352	20	243	790	4	53	7	1684	5195	125	416	8
B	Total Non-Lead Banks	47373	199657	14745	43153	22	21449	101334	1812	3198	3	161998	518979	24059	62560	12
C	Total N. Banks (A + B)	112224	620274	46237	281133	45	52636	245314	4283	10277	4	445336	1625526	104734	415497	26
13	Uttarakhand G.B	13543	55372	5675	13835	25	8934	38394	308	1432	4	86361	198401	16776	20667	10
14	Prathama U.P Gramin Bank	21	383	0	0	0	75	205	0	0	0	696	1879	204	469	25
D	Total R.R.B.	13564	55755	5675	13835	25	9009	38599	308	1432	4	87057	200280	16980	21136	11
15	Co-operative Bank	13322	51180	308	3809	7	10580	44231	197	1893	4	177411	347780	68722	47897	14
E	Total Cooperative	13322	51180	308	3809	7	10580	44231	197	1893	4	177411	347780	68722	47897	14
F	Total (C+D+E)	139110	727209	52220	298777	41	72225	328144	4788	13602	4	709804	2173586	190436	484529	22
16	Nainital Bank	5646	25110	277	1458	6	2167	11383	162	1816	16	20026	78340	486	3390	4
17	Axis Bank	4846	14597	6	419	3	1241	5665	0	0	0	18420	60708	230	1743	3
18	ICICI bank	5807	33115	294	19376	59	1296	6334	4	93	1	12191	55402	1763	22329	40
19	IDBI Bank	1710	7471	460	1206	16	1102	4930	15	168	3	7283	20887	527	1467	7
20	HDFC Bank	14262	36161	331	8876	25	1437	7269	215	217	3	26707	88711	972	13481	15
21	The J & K Bank	100	1149	0	0	0	156	567	33	84	15	1063	3219	33	84	3
22	Fedral Bank Ltd	44	73	0	0	0	48	126	0	0	0	138	252	0	0	0
23	IndusInd Bank	457	3664	0	0	0	318	1122	0	0	0	3069	13450	15	27	0
24	The Karnataka bank	223	1794	0	0	0	220	875	10	189	22	1274	4478	10	189	4
25	The South Indian Bank Ltd	41	70	0	0	0	14	28	0	0	0	95	142	0	0	0
26	Standard Chartered Bank	50	75	0	0	0	14	25	0	0	0	110	153	0	0	0
27	Yes Bank	4079	15099	0	0	0	317	1339	0	0	0	9807	33445	0	0	0
28	Kotak Mahinda	144	1517	34	3432	226	150	504	0	0	0	1141	4004	80	3505	88
29	BANDHAN BANK	5199	9548	2083	1635	17	309	1346	89	154	11	6637	23145	4089	3036	13
30	UJJIVAN FINANCIAL SERVICES	234	1338	0	0	0	312	1071	0	0	0	1490	4353	149	168	4
31	UTKARSH MICRO FINANCE	1367	7031	40	65	1	431	1306	0	0	0	5699	14968	134	103	1
32	IDFC Bank	21	32	2	39	121	20	71	0	0	0	75	145	2	39	27
G	Total Private Bank	44230	157842	3527	36505	23	9552	43963	528	2721	6	115225	405804	8490	49561	12
H	Total All Bank (F+G)	183340	885051	55747	335282	38	81777	372107	5316	16323	4	825029	2579390	198926	534090	21

ANNUAL CREDIT PLAN
SECTOR WISE ACHIEVEMENTS OF ALL BANKS
NON PRIORITY SECTOR ADVANCE
FROM 01.04.2020 TO 30.06.2020

(₹ in Lacs)

S. No.	Name of the Bank	MSE		Services		Personal		Total Non-PSA	
		No.	Amt.	No.	Amt.	No.	Amt.	No.	Amt.
1	State Bank of India	2517	4680.00	374	394.00	1719	8619.00	4610	13693.00
2	Punjab National Bank	1445	7576.47	52	405.71	7927	114280.60	9424	122262.78
3	Bank of Baroda	521	25.45	0	0.00	900	4301.79	1421	4327.24
A	Total Lead Banks	4483	12281.92	426	799.71	10546	127201.39	15455	140283.02
4	Union Bank of India	67	4687.75	16	90.82	1482	4606.73	1565	9385.30
5	Canara Bank	7	9.23	28	28.78	170	178.32	205	216.33
6	Central Bank of India	21	1563.44	52	127.54	334	876.85	407	2567.83
7	Punjab & Sind Bank	0	0.00	0	0.00	85	258.81	85	258.81
8	UCO Bank	0	0.00	0	0.00	25	141.55	25	141.55
9	Indian Overseas Bank	21	17.50	25	33.85	117	340.66	163	392.01
10	Bank of India	0	0.00	0	0.00	185	235.48	185	235.48
11	Indian Bank	18	41.25	50	522.97	29	171.28	97	735.50
12	Bank of Maharashtra	4	37.00	5	20.00	18	70.15	27	127.15
B	Total Non-Lead Banks	138	6356.17	176	823.96	2445	6879.83	2759	14059.96
C	Total N. Banks (A + B)	4621	18638.09	602	1623.67	12991	134081.22	18214	154342.98
13	Uttarakhand G.B	0	0.00	0	0.00	7705	12909.34	7705	12909.34
14	Prathama U.P Gramin Bank	0	0.00	0	0.00	1	0.35	1	0.35
D	Total R.R.B.	0	0.00	0	0.00	7706	12909.69	7706	12909.69
15	Co-operative Bank	254	414.37	1357	1118.89	8028	13835.33	9639	15368.59
E	Total Cooperative	254	414.37	1357	1118.89	8028	13835.33	9639	15368.59
F	Total (C+D+E)	4875	19052.46	1959	2742.56	28725	160826.24	35559	182621.26
16	Nainital Bank	0	0.00	0	0.00	332	2136.25	332	2136.25
17	Axis Bank	1	23.16	324	2405.03	26	1.37	351	2429.56
18	ICICI bank	0	0.00	0	0.00	24039	22776.25	24039	22776.25
19	IDBI Bank	0	0.00	0	0.00	37	506.48	37	506.48
20	HDFC Bank	0	0.00	2490	76817.00	0	0.00	2490	76817.00
21	The J & K Bank	0	0.00	3	37.87	3	18.05	6	55.92
22	Fedral Bank Ltd	0	0.00	0	0.00	36	84.30	36	84.30
23	IndusInd Bank	466	488.14	0	0.00	0	0.00	466	488.14
24	The Karnataka bank	0	0.00	7	255.56	10	62.43	17	317.99
25	The South Indian Bank Ltd	0	0.00	0	0.00	0	0.00	0	0.00
26	Standard Chartered Bank	0	0.00	0	0.00	0	0.00	0	0.00
27	Yes Bank	0	0.00	0	0.00	8737	65046.00	8737	65046.00
28	Kotak Mahinda	0	0.00	0	0.00	9	360.92	9	360.92
29	BANDHAN BANK	154	786.55	0	0.00	272	225.31	426	1011.86
30	UJJIVAN FINANCIAL SERVICES	0	0.00	0	0.00	135	83.31	135	83.31
31	UTKARSH MICRO FINANCE	5	46.00	0	0.00	0	0.00	5	46.00
32	IDFC Bank	0	0.00	0	0.00	658	2010.00	658	2010.00
G	Total Private Bank	626	1343.85	2824	79515.46	34294	93310.67	37744	174169.98
H	Total All Bank (F+G)	5501	20396.31	4783	82258.02	63019	254136.91	73303	356791.24

KISAN CREDIT CARD SCHEME
POSITION AS ON : 30TH JUNE 2020
FROM 01.04.2020 TO 30.06.2020

(₹ in Lacs)

S. No.	Name of the Bank	Yearly Target	Card Issued (New & Renewals)	Limit Sanctioned	% Ach. of Target	No. of New KCC issued during the year	Total KCC A/Cs (Since inception)		Total KCC A/Cs in which ATM debit card issued (since inception)
		No.	No.	Amount		No.	No.	Amount	No.
1	State Bank of India	65089	21843	22710.00	34	5935	78705	127832.00	70590.00
2	Punjab National Bank	27827	9647	16755.61	35	1495	76509	124654.00	53350.00
3	Bank of Baroda	9266	6250	13570.23	67	1286	24314	62516.00	27472.00
A	Total Lead Banks	102182	37740	53035.84	37	8716	179528	315002.00	151412
4	Union Bank of India	9850	1203	2414.33	12	581	16547	40961.00	12359.00
5	Canara Bank	11367	1143	1662.82	10	331	5648	9940.00	3259.00
6	Central Bank of India	1985	100	142.91	5	14	1379	1428.00	1297.00
7	Punjab & Sind Bank	1933	755	2334.91	39	79	4849	14058.00	6797.00
8	UCO Bank	5108	383	43.33	7	572	6877	4795.80	1989.00
9	Indian Overseas Bank	1768	32	38.22	2	25	4056	6973.00	3482.00
10	Bank of India	2756	811	1072.20	29	4111	4341	9583.00	1802.00
11	Indian Bank	2411	1139	1353.89	47	0	4635	9147.00	4072.00
12	Bank of Maharashtra	85	2	10.00	2	6	9	30.00	7.00
B	Total Non-Lead Banks	37263	5568	9072.61	15	5719	48341	96915.80	35064
C	Total N. Banks (A + B)	139445	43308	62108.45	31	14435	227869	411917.80	186476
13	Uttarakhand G.B	54088	10477	4953.99	19	424	47524	31511.00	44826.00
14	Prathama U.P Gramin Bank	100	204	469.36	204	88	456	632.00	243.00
D	Total R.R.B.	54188	10681	5423.35	20	512	47980	32143.00	45069
15	Co-operative Bank	104503	67574	41518.19	65	901	314061	158195.00	205997.00
E	Total Cooperative	104503	67574	41518.19	65	901	314061	158195.00	205997
F	Total (C+D+E)	298136	121563	109049.99	41	15848	589910	602255.80	437542
16	Nainital Bank	5511	34	82.25	1	34	7713	16898.80	10.00
17	Axis Bank	788	224	1324.46	28	24	2436	29552.00	2298.00
18	ICICI bank	260	61	296.40	23	177	217	1475.00	307.00
19	IDBI Bank	1060	8	24.25	1	363	957	2992.00	974.00
20	HDFC Bank	618	294	2172.37	48	295	2576	21499.00	6546.00
21	The J & K Bank	0	0	0.00	0	0	0	0.00	0.00
22	Fedral Bank Ltd	0	0	0.00	0	0	58	68.00	0.00
23	IndusInd Bank	313	5	12.32	2	0	0	0.00	0.00
24	The Karnataka bank	2	0	0.00	0	0	1	2.90	0.00
25	The South Indian Bank Ltd	0	0	0.00	0	0	0	0.00	0.00
26	Standard Chartered Bank	0	0	0.00	0	0	0	0.00	0.00
27	Yes Bank	5	0	0.00	0	0	165	561.00	0.00
28	Kotak Mahinda	5	0	0.00	0	11	364	9445.00	11.00
29	BANDHAN BANK	0	0	0.00	0	0	0	0.00	0.00
30	UJJIVAN FINANCIAL SERVICES	0	0	0.00	0	0	0	0.00	0.00
31	UTKARSH MICRO FINANCE	300	0	0.00	0	0	0	0.00	0.00
32	IDFC Bank	2	0	0.00	0	0	0	0.00	0.00
G	Total Private Bank	8864	626	3912.05	7	904	14487	82493.70	10146
H	Total All Bank (F+G)	307000	122189	112962.04	40	16752	604397	684749.50	447688

CREDIT FLOW TO AGRICULTURE SECTOR :
PROGRESS MADE UPTO THE MONTH OF 30TH JUNE 2020
FROM 01.04.2020 TO 30.06.2020

(₹ in Lacs)

S. No.	Name of the Bank	Nos. of Semi-Urban & Rural Brs.	Disbursement/Loans issued (1)					
			Crop Loan		Term Loan		Total Loan	
			No.	Amt.	No.	Amt.	No.	Amt.
1	State Bank of India	336	21843	22710.00	21219	20755.00	43062	43465.00
2	Punjab National Bank	237	9647	16755.61	5229	20634.84	14876	37390.45
3	Bank of Baroda	102	6250	13570.23	2018	13452.64	8268	27022.87
A	Total Lead Banks	675	37740	53035.84	28466	54842.48	66206	107878.32
4	Union Bank of India	81	1203	2414.33	61	100.37	1264	2514.70
5	Canara Bank	96	1143	1662.82	1029	1422.92	2172	3085.74
6	Central Bank of India	20	100	142.91	360	1481.30	460	1624.21
7	Punjab & Sind Bank	28	755	2334.91	71	73.98	826	2408.89
8	UCO Bank	43	383	43.33	88	11.72	471	55.05
9	Indian Overseas Bank	36	32	38.22	9	10.92	41	49.14
10	Bank of India	0	811	1072.20	256	576.50	1067	1648.70
11	Indian Bank	35	1139	1353.89	59	3457.28	1198	4811.17
12	Bank of Maharashtra	1	2	10.00	1	1.18	3	11.18
B	Total Non-Lead Banks	340	5568	9072.61	1934	7136.17	7502	16208.78
C	Total N. Banks (A + B)	1015	43308	62108.45	30400	61978.64	73708	124087.09
13	Uttarakhand G.B	262	10477	4953.99	316	445.46	10793	5399.45
14	Prathama U.P Gramin Bank	0	204	469.36	0	0.00	204	469.36
D	Total R.R.B.	262	10681	5423.35	316	445.46	10997	5868.81
15	Co-operative Bank	227	67574	41518.19	643	676.10	68217	42194.29
E	Total Cooperative	227	67574	41518.19	643	676.10	68217	42194.29
F	Total (C+D+E)	1504	121563	109049.99	31359	63100.20	152922	172150.19
16	Nainital Bank	63	34	82.25	13	33.77	47	116.02
17	Axis Bank	29	224	1324.46	0	0.00	224	1324.46
18	ICICI bank	18	61	296.40	1404	2563.69	1465	2860.09
19	IDBI Bank	0	8	24.25	44	69.52	52	93.77
20	HDFC Bank	28	294	2172.37	132	2215.30	426	4387.67
21	The J & K Bank	0	0	0.00	0	0.00	0	0.00
22	Fedral Bank Ltd	0	0	0.00	0	0.00	0	0.00
23	IndusInd Bank	2	5	12.32	10	14.23	15	26.55
24	The Karnataka bank	1	0	0.00	0	0.00	0	0.00
25	The South Indian Bank Ltd	0	0	0.00	0	0.00	0	0.00
26	Standard Chartered Bank	0	0	0.00	0	0.00	0	0.00
27	Yes Bank	9	0	0.00	0	0.00	0	0.00
28	Kotak Mahinda	3	0	0.00	46	73.26	46	73.26
29	BANDHAN BANK	5	0	0.00	1917	1246.83	1917	1246.83
30	UJJIVAN FINANCIAL SERVICES	1	0	0.00	149	167.90	149	167.90
31	UTKARSH MICRO FINANCE	12	0	0.00	94	38.00	94	38.00
32	IDFC Bank	0	0	0.00	0	0.00	0	0.00
G	Total Private Bank	171	626	3912.05	3809	6422.50	4435	10334.55
H	Total All Bank (F+G)	1675	122189	112962.04	35168	69522.70	157357	182484.74

PRIME MINISTER EMPLOYMENT GENERATION PROGRAMME
TOTAL (DIC + KVIC + KVIB)
FROM 01.04.2020 TO 30.06.2020

(₹ in Lacs)

S. No.	Name of the Bank	Yearly Target	Received		Sanctioned		Loan Sanctioned to SC/ST beneficiaries	
			No.	Amt.	No.	Amt.	No.	Amt.
1	State Bank of India	278	221	1611.38	23	78.47	8	27.45
2	Punjab National Bank	174	166	1550.35	22	141.65	7	27.83
3	Bank of Baroda	84	78	744.45	7	43.60	1	1.23
A	Total Lead Banks	536	465	3906.18	52	263.72	16	56.51
4	Union Bank of India	94	43	281.46	0	0.00	0	0.00
5	Canara Bank	99	49	444.77	4	35.62	1	7.12
6	Central Bank of India	37	15	122.15	0	0.00	0	0.00
7	Punjab & Sind Bank	26	5	62.00	0	0.00	0	0.00
8	UCO Bank	45	19	164.99	1	2.00	1	2.00
9	Indian Overseas Bank	30	31	267.50	5	41.85	3	28.55
10	Bank of India	39	15	74.05	1	4.80	0	0.00
11	Indian Bank	43	15	107.00	0	0.00	0	0.00
12	Bank of Maharashtra	4	2	35.00	0	0.00	0	0.00
B	Total Non-Lead Banks	417	194	1558.92	11	84.27	5	37.67
C	Total N. Banks (A + B)	953	659	5465.10	63	347.99	21	94.18
13	Uttarakhand G.B	165	106	639.06	9	41.32	1	7.60
14	U.P. Gramin Bank	0	1	3.00	0	0.00	0	0.00
D	Total R.R.B.	165	107	642.06	9	41.32	1	7.60
15	Co-operative Bank	60	27	215.50	2	19.00	0	0.00
E	Total Cooperative	60	27	215.50	2	19.00	0	0.00
F	Total (C+D+E)	1178	793	6322.66	74	408.31	22	101.78
16	Nainital Bank	56	58	608.87	10	95.47	1	9.50
17	Axis Bank	23	0	0.00	0	0.00	0	0.00
18	ICICI bank	12	0	0.00	0	0.00	0	0.00
19	IDBI Bank	25	5	50.00	2	13.30	0	0.00
20	HDFC Bank	15	5	62.35	0	0.00	0	0.00
21	The J & K Bank	2	0	0.00	0	0.00	0	0.00
22	Fedral Bank Ltd	0	0	0.00	0	0.00	0	0.00
23	IndusInd Bank	7	0	0.00	0	0.00	0	0.00
24	The Karnataka bank	0	0	0.00	0	0.00	0	0.00
25	The South Indian Bank Ltd	0	0	0.00	0	0.00	0	0.00
26	Standard Chartered Bank	0	0	0.00	0	0.00	0	0.00
27	Yes Bank	2	0	0.00	0	0.00	0	0.00
28	Kotak Mahinda	2	0	0.00	0	0.00	0	0.00
29	Bandhan Bank	2	0	0.00	0	0.00	0	0.00
30	Ujjivan Financial Services	0	0	0.00	0	0.00	0	0.00
31	Utkarsh Micro Finance	0	0	0.00	0	0.00	0	0.00
32	IDFC Bank	0	0	0.00	0	0.00	0	0.00
G	Total Private Bank	148	68	721.22	12	108.77	1	9.50
H	Total All Bank (F+G)	1326	861	7043.88	86	517.08	23	111.28

SLBC-7 (a)

(₹ In Lacs)

S. No.	Name of the Bank	Loan Sanctioned to OBC beneficiaries		Loan Sanctioned to Women beneficiaries		Loan Disbursed		Returned	Pending	
		No.	Amt.	No.	Amt.	No.	Amt.		No.	<1M
								No.		No.
1	State Bank of India	2	2.17	4	11.39	1	0.70	20	166	12
2	Punjab National Bank	2	17.10	2	31.35	2	8.05	29	113	2
3	Bank of Baroda	4	34.77	2	5.51	0	0.00	9	59	3
A	Total Lead Banks	8	19.00	8	48.25	3	8.75	58	338	17
4	Union Bank of India	0	0.00	0	0.00	0	0.00	4	38	1
5	Canara Bank	0	0.00	1	10.00	2	10.35	2	39	4
6	Central Bank of India	0	0.00	0	0.00	0	0.00	0	15	0
7	Punjab & Sind Bank	0	0.00	0	0.00	0	0.00	0	5	0
8	UCO Bank	0	0.00	0	0.00	1	2.00	0	18	0
9	Indian Overseas Bank	1	9.50	3	28.55	3	14.20	5	20	1
10	Bank of India	0	0.00	1	4.80	0	0.00	1	13	0
11	Indian Bank	0	0.00	0	0.00	0	0.00	0	15	0
12	Bank of Maharashtra	0	0.00	0	0.00	0	0.00	0	2	0
B	Total Non-Lead Banks	1	9.50	5	43.35	6	26.55	12	165	6
C	Total N. Banks (A + B)	9	28.50	13	91.60	9	35.30	70	503	23
13	Uttarakhand G.B	1	4.75	1	2.85	4	11.87	9	88	0
14	U.P. Gramin Bank	0	0.00	0	0.00	0	0.00	0	1	0
D	Total R.R.B.	1	4.75	1	2.85	4	11.87	9	89	0
15	Co-operative Bank	0	0.00	0	0.00	0	0.00	0	25	0
E	Total Cooperative	0	0.00	0	0.00	0	0.00	0	25	0
F	Total (C+D+E)	10	33.25	14	94.45	13	47.17	79	617	23
16	Nainital Bank	2	28.50	5	47.03	2	19.85	8	38	2
17	Axis Bank	0	0.00	0	0.00	0	0.00	0	0	0
18	ICICI bank	0	0.00	0	0.00	0	0.00	0	0	0
19	IDBI Bank	0	0.00	1	9.50	1	6.00	0	3	0
20	HDFC Bank	0	0.00	0	0.00	0	0.00	0	5	0
21	The J & K Bank	0	0.00	0	0.00	0	0.00	0	0	0
22	Fedral Bank Ltd	0	0.00	0	0.00	0	0.00	0	0	0
23	IndusInd Bank	0	0.00	0	0.00	0	0.00	0	0	0
24	The Karnataka bank	0	0.00	0	0.00	0	0.00	0	0	0
25	The South Indian Bank Ltd	0	0.00	0	0.00	0	0.00	0	0	0
26	Standard Chartered Bank	0	0.00	0	0.00	0	0.00	0	0	0
27	Yes Bank	0	0.00	0	0.00	0	0.00	0	0	0
28	Kotak Mahinda	0	0.00	0	0.00	0	0.00	0	0	0
29	Bandhan Bank	0	0.00	0	0.00	0	0.00	0	0	0
30	Ujjivan Financial Services	0	0.00	0	0.00	0	0.00	0	0	0
31	Utkarsh Micro Finance	0	0.00	0	0.00	0	0.00	0	0	0
32	IDFC Bank	0	0.00	0	0.00	0	0.00	0	0	0
G	Total Private Bank	2	28.50	6	56.53	3	25.85	8	46	2
H	Total All Bank (F+G)	12	61.75	20	150.98	16	73.02	87	663	25

PRIME MINISTER EMPLOYMENT GENERATION PROGRAMME

DIC

FROM 01.04.2020 TO 30.06.2020

(₹ in Lacs)

S. No.	Name of the Bank	Yearly Target	Received		Sanctioned		Loan Sanctioned to SC/ST beneficiaries	
			No.	Amt.	No.	Amt.	No.	Amt.
1	State Bank of India	111	100	718.65	7	22.53	4	16.91
2	Punjab National Bank	76	81	780.80	10	72.71	2	6.93
3	Bank of Baroda	35	32	257.39	1	19.00	0	0.00
A	Total Lead Banks	222	213	1756.84	18	114.24	6	23.84
4	Union Bank of India	34	27	210.26	0	0.00	0	0.00
5	Canara Bank	35	31	305.77	3	28.50	0	0.00
6	Central Bank of India	18	9	67.00	0	0.00	0	0.00
7	Punjab & Sind Bank	11	3	47.00	0	0.00	0	0.00
8	UCO Bank	17	11	109.99	0	0.00	0	0.00
9	Indian Overseas Bank	13	8	97.00	1	4.75	1	4.75
10	Bank of India	19	9	47.05	1	4.80	0	0.00
11	Indian Bank	16	4	24.00	0	0.00	0	0.00
12	Bank of Maharashtra	4	2	35.00	0	0.00	0	0.00
B	Total Non-Lead Banks	167	104	943.07	5	38.05	1	4.75
C	Total N. Banks (A + B)	389	317	2699.91	23	152.29	7	28.59
13	Uttarakhand G.B	62	60	325.38	2	11.87	0	0.00
14	U.P. Gramin Bank	0	0	0.00	0	0.00	0	0.00
D	Total R.R.B.	62	60	325.38	2	11.87	0	0.00
15	Co-operative Bank	26	12	96.00	1	9.50	0	0.00
E	Total Cooperative	26	12	96.00	1	9.50	0	0.00
F	Total (C+D+E)	477	389	3121.29	26	173.66	7	28.59
16	Nainital Bank	20	30	274.87	4	28.97	1	9.50
17	Axis Bank	9	0	0.00	0	0.00	0	0.00
18	ICICI bank	4	0	0.00	0	0.00	0	0.00
19	IDBI Bank	9	3	39.00	2	13.30	0	0.00
20	HDFC Bank	6	4	60.35	0	0.00	0	0.00
21	The J & K Bank	0	0	0.00	0	0.00	0	0.00
22	Fedral Bank Ltd	0	0	0.00	0	0.00	0	0.00
23	IndusInd Bank	3	0	0.00	0	0.00	0	0.00
24	The Karnataka bank	0	0	0.00	0	0.00	0	0.00
25	The South Indian Bank Ltd	0	0	0.00	0	0.00	0	0.00
26	Standard Chartered Bank	0	0	0.00	0	0.00	0	0.00
27	Yes Bank	0	0	0.00	0	0.00	0	0.00
28	Kotak Mahinda	0	0	0.00	0	0.00	0	0.00
29	Bandhan Bank	0	0	0.00	0	0.00	0	0.00
30	Ujjivan Financial Services	0	0	0.00	0	0.00	0	0.00
31	Utkarsh Micro Finance	2	0	0.00	0	0.00	0	0.00
32	IDFC Bank	0	0	0.00	0	0.00	0	0.00
G	Total Private Bank	53	37	374.22	6	42.27	1	9.50
H	Total All Bank (F+G)	530	426	3495.51	32	215.93	8	38.09

SLBC-7 A (a)

(₹ In Lacs)

S. No.	Name of the Bank	Loan Sanctioned to OBC beneficiaries		Loan Sanctioned to Women beneficiaries		Loan Disbursed		Returned	Pending	
		No.	Amt.	No.	Amt.	No.	Amt.		No.	<1M
								No.		No.
1	State Bank of India	0	0.00	1	2.37	0	0.00	6	84	3
2	Punjab National Bank	0	0.00	1	23.75	0	0.00	14	56	1
3	Bank of Baroda	1	19.00	0	0.00	0	0.00	3	27	1
A	Total Lead Banks	1	19.00	2	26.12	0	0.00	23	167	5
4	Union Bank of India	0	0.00	0	0.00	0	0.00	3	24	0
5	Canara Bank	0	0.00	1	10.00	2	10.35	1	24	3
6	Central Bank of India	0	0.00	0	0.00	0	0.00	0	9	0
7	Punjab & Sind Bank	0	0.00	0	0.00	0	0.00	0	3	0
8	UCO Bank	0	0.00	0	0.00	0	0.00	0	11	0
9	Indian Overseas Bank	0	0.00	1	4.75	0	0.00	1	6	0
10	Bank of India	0	0.00	1	4.80	0	0.00	1	7	0
11	Indian Bank	0	0.00	0	0.00	0	0.00	0	4	0
12	Bank of Maharashtra	0	0.00	0	0.00	0	0.00	0	2	0
B	Total Non-Lead Banks	0	0.00	3	19.55	2	10.35	6	90	3
C	Total N. Banks (A + B)	1	19.00	5	45.67	2	10.35	29	257	8
13	Uttarakhand G.B	0	0.00	0	0.00	1	2.37	3	55	0
14	U.P. Gramin Bank	0	0.00	0	0.00	0	0.00	0	0	0
D	Total R.R.B.	0	0.00	0	0.00	1	2.37	3	55	0
15	Co-operative Bank	0	0.00	0	0.00	0	0.00	0	11	0
E	Total Cooperative	0	0.00	0	0.00	0	0.00	0	11	0
F	Total (C+D+E)	1	19.00	5	45.67	3	12.72	32	323	8
16	Nainital Bank	0	0.00	3	19.48	0	0.00	7	18	1
17	Axis Bank	0	0.00	0	0.00	0	0.00	0	0	0
18	ICICI bank	0	0.00	0	0.00	0	0.00	0	0	0
19	IDBI Bank	0	0.00	1	9.50	1	6.00	0	1	0
20	HDFC Bank	0	0.00	0	0.00	0	0.00	0	4	0
21	The J & K Bank	0	0.00	0	0.00	0	0.00	0	0	0
22	Fedral Bank Ltd	0	0.00	0	0.00	0	0.00	0	0	0
23	IndusInd Bank	0	0.00	0	0.00	0	0.00	0	0	0
24	The Karnataka bank	0	0.00	0	0.00	0	0.00	0	0	0
25	The South Indian Bank Ltd	0	0.00	0	0.00	0	0.00	0	0	0
26	Standard Chartered Bank	0	0.00	0	0.00	0	0.00	0	0	0
27	Yes Bank	0	0.00	0	0.00	0	0.00	0	0	0
28	Kotak Mahinda	0	0.00	0	0.00	0	0.00	0	0	0
29	Bandhan Bank	0	0.00	0	0.00	0	0.00	0	0	0
30	Ujjivan Financial Services	0	0.00	0	0.00	0	0.00	0	0	0
31	Utkarsh Micro Finance	0	0.00	0	0.00	0	0.00	0	0	0
32	IDFC Bank	0	0.00	0	0.00	0	0.00	0	0	0
G	Total Private Bank	0	0.00	4	28.98	1	6.00	7	23	1
H	Total All Bank (F+G)	1	19.00	9	74.65	4	18.72	39	346	9

PRIME MINISTER EMPLOYMENT GENERATION PROGRAMME

KVIC

FROM 01.04.2020 TO 30.06.2020

(₹ in Lacs)

S. No.	Name of the Bank	Yearly Target	Received		Sanctioned		Loan Sanctioned to SC/ST beneficiaries	
			No.	Amt.	No.	Amt.	No.	Amt.
1	State Bank of India	84	15	128.93	2	0.75	1	2.85
2	Punjab National Bank	47	4	60.95	0	0.00	0	0.00
3	Bank of Baroda	24	0	0.00	0	0.00	0	0.00
A	Total Lead Banks	155	19	189.88	2	0.75	1	2.85
4	Union Bank of India	28	0	0.00	0	0.00	0	0.00
5	Canara Bank	31	0	0.00	0	0.00	0	0.00
6	Central Bank of India	10	1	24.70	0	0.00	0	0.00
7	Punjab & Sind Bank	8	0	0.00	0	0.00	0	0.00
8	UCO Bank	13	1	10.00	0	0.00	0	0.00
9	Indian Overseas Bank	8	1	15.00	0	0.00	0	0.00
10	Bank of India	11	0	0.00	0	0.00	0	0.00
11	Indian Bank	15	1	5.00	0	0.00	0	0.00
12	Bank of Maharashtra	0	0	0.00	0	0.00	0	0.00
B	Total Non-Lead Banks	124	4	54.70	0	0.00	0	0.00
C	Total N. Banks (A + B)	279	23	244.58	2	0.75	1	2.85
13	Uttarakhand G.B	53	3	36.18	1	7.60	1	7.60
14	U.P. Gramin Bank	0	0	0.00	0	0.00	0	0.00
D	Total R.R.B.	53	3	36.18	1	7.60	1	7.60
15	Co-operative Bank	17	0	0.00	0	0.00	0	0.00
E	Total Cooperative	17	0	0.00	0	0.00	0	0.00
F	Total (C+D+E)	349	26	280.76	3	8.35	2	10.45
16	Nainital Bank	18	2	50.00	0	0.00	0	0.00
17	Axis Bank	7	0	0.00	0	0.00	0	0.00
18	ICICI bank	5	0	0.00	0	0.00	0	0.00
19	IDBI Bank	8	0	0.00	0	0.00	0	0.00
20	HDFC Bank	5	0	0.00	0	0.00	0	0.00
21	The J & K Bank	1	0	0.00	0	0.00	0	0.00
22	Fedral Bank Ltd	0	0	0.00	0	0.00	0	0.00
23	IndusInd Bank	2	0	0.00	0	0.00	0	0.00
24	The Karnataka bank	0	0	0.00	0	0.00	0	0.00
25	The South Indian Bank Ltd	0	0	0.00	0	0.00	0	0.00
26	Standard Chartered Bank	0	0	0.00	0	0.00	0	0.00
27	Yes Bank	1	0	0.00	0	0.00	0	0.00
28	Kotak Mahinda	1	0	0.00	0	0.00	0	0.00
29	Bandhan Bank	1	0	0.00	0	0.00	0	0.00
30	Ujjivan Financial Services	0	0	0.00	0	0.00	0	0.00
31	Utkarsh Micro Finance	0	0	0.00	0	0.00	0	0.00
32	IDFC Bank	0	0	0.00	0	0.00	0	0.00
G	Total Private Bank	49	2	50.00	0	0.00	0	0.00
H	Total All Bank (F+G)	398	28	330.76	3	8.35	2	10.45

(₹ In Lacs)

S. No.	Name of the Bank	Loan Sanctioned to OBC beneficiaries		Loan Sanctioned to Women beneficiaries		Loan Disbursed		Returned	Pending	
		No.	Amt.	No.	Amt.	No.	Amt.		No.	<1M
								No.		No.
1	State Bank of India	0	0.00	1	2.85	1	0.70	3	5	5
2	Punjab National Bank	0	0.00	0	0.00	0	0.00	0	4	0
3	Bank of Baroda	0	0.00	0	0.00	0	0.00	0	0	0
A	Total Lead Banks	0	0.00	1	2.85	1	0.70	3	9	5
4	Union Bank of India	0	0.00	0	0.00	0	0.00	0	0	0
5	Canara Bank	0	0.00	0	0.00	0	0.00	0	0	0
6	Central Bank of India	0	0.00	0	0.00	0	0.00	0	1	0
7	Punjab & Sind Bank	0	0.00	0	0.00	0	0.00	0	0	0
8	UCO Bank	0	0.00	0	0.00	0	0.00	0	1	0
9	Indian Overseas Bank	0	0.00	0	0.00	0	0.00	0	0	1
10	Bank of India	0	0.00	0	0.00	0	0.00	0	0	0
11	Indian Bank	0	0.00	0	0.00	0	0.00	0	1	0
12	Bank of Maharashtra	0	0.00	0	0.00	0	0.00	0	0	0
B	Total Non-Lead Banks	0	0.00	0	0.00	0	0.00	0	3	1
C	Total N. Banks (A + B)	0	0.00	1	2.85	1	0.70	3	12	6
13	Uttarakhand G.B	0	0.00	0	0.00	0	0.00	0	2	0
14	U.P. Gramin Bank	0	0.00	0	0.00	0	0.00	0	0	0
D	Total R.R.B.	0	0.00	0	0.00	0	0.00	0	2	0
15	Co-operative Bank	0	0.00	0	0.00	0	0.00	0	0	0
E	Total Cooperative	0	0.00	0	0.00	0	0.00	0	0	0
F	Total (C+D+E)	0	0.00	1	2.85	1	0.70	3	14	6
16	Nainital Bank	0	0.00	0	0.00	0	0.00	0	2	0
17	Axis Bank	0	0.00	0	0.00	0	0.00	0	0	0
18	ICICI bank	0	0.00	0	0.00	0	0.00	0	0	0
19	IDBI Bank	0	0.00	0	0.00	0	0.00	0	0	0
20	HDFC Bank	0	0.00	0	0.00	0	0.00	0	0	0
21	The J & K Bank	0	0.00	0	0.00	0	0.00	0	0	0
22	Fedral Bank Ltd	0	0.00	0	0.00	0	0.00	0	0	0
23	IndusInd Bank	0	0.00	0	0.00	0	0.00	0	0	0
24	The Karnataka bank	0	0.00	0	0.00	0	0.00	0	0	0
25	The South Indian Bank Ltd	0	0.00	0	0.00	0	0.00	0	0	0
26	Standard Chartered Bank	0	0.00	0	0.00	0	0.00	0	0	0
27	Yes Bank	0	0.00	0	0.00	0	0.00	0	0	0
28	Kotak Mahinda	0	0.00	0	0.00	0	0.00	0	0	0
29	Bandhan Bank	0	0.00	0	0.00	0	0.00	0	0	0
30	Ujjivan Financial Services	0	0.00	0	0.00	0	0.00	0	0	0
31	Utkarsh Micro Finance	0	0.00	0	0.00	0	0.00	0	0	0
32	IDFC Bank	0	0.00	0	0.00	0	0.00	0	0	0
G	Total Private Bank	0	0.00	0	0.00	0	0.00	0	2	0
H	Total All Bank (F+G)	0	0.00	1	2.85	1	0.70	3	16	6

**PRIME MINISTER EMPLOYMENT GENERATION PROGRAMME
KVIB**

FROM 01.04.2020 TO 30.06.2020

(₹ in Lacs)

S. No.	Name of the Bank	Yearly Target	Received		Sanctioned		Loan Sanctioned to SC/ST beneficiaries	
			No.	Amt.	No.	Amt.	No.	Amt.
1	State Bank of India	83	106	763.80	14	55.19	3	7.69
2	Punjab National Bank	51	81	708.60	12	68.94	5	20.90
3	Bank of Baroda	25	46	487.06	6	24.60	1	1.23
A	Total Lead Banks	159	233	1959.46	32	148.73	9	29.82
4	Union Bank of India	32	16	71.20	0	0.00	0	0.00
5	Canara Bank	33	18	139.00	1	7.12	1	7.12
6	Central Bank of India	9	5	30.45	0	0.00	0	0.00
7	Punjab & Sind Bank	7	2	15.00	0	0.00	0	0.00
8	UCO Bank	15	7	45.00	1	2.00	1	2.00
9	Indian Overseas Bank	9	22	155.50	4	37.10	2	23.80
10	Bank of India	9	6	27.00	0	0.00	0	0.00
11	Indian Bank	12	10	78.00	0	0.00	0	0.00
12	Bank of Maharashtra	0	0	0.00	0	0.00	0	0.00
B	Total Non-Lead Banks	126	86	561.15	6	46.22	4	32.92
C	Total N. Banks (A + B)	285	319	2520.61	38	194.95	13	62.74
13	Uttarakhand G.B	50	43	277.50	6	21.85	0	0.00
14	U.P. Gramin Bank	0	1	3.00	0	0.00	0	0.00
D	Total R.R.B.	50	44	280.50	6	21.85	0	0.00
15	Co-operative Bank	17	15	119.50	1	9.50	0	0.00
E	Total Cooperative	17	15	119.50	1	9.50	0	0.00
F	Total (C+D+E)	352	378	2920.61	45	226.30	13	62.74
16	Nainital Bank	18	26	284.00	6	66.50	0	0.00
17	Axis Bank	7	0	0.00	0	0.00	0	0.00
18	ICICI bank	3	0	0.00	0	0.00	0	0.00
19	IDBI Bank	8	2	11.00	0	0.00	0	0.00
20	HDFC Bank	4	1	2.00	0	0.00	0	0.00
21	The J & K Bank	1	0	0.00	0	0.00	0	0.00
22	Fedral Bank Ltd	0	0	0.00	0	0.00	0	0.00
23	IndusInd Bank	2	0	0.00	0	0.00	0	0.00
24	The Karnataka bank	0	0	0.00	0	0.00	0	0.00
25	The South Indian Bank Ltd	0	0	0.00	0	0.00	0	0.00
26	Standard Chartered Bank	0	0	0.00	0	0.00	0	0.00
27	Yes Bank	1	0	0.00	0	0.00	0	0.00
28	Kotak Mahinda	1	0	0.00	0	0.00	0	0.00
29	Bandhan Bank	1	0	0.00	0	0.00	0	0.00
30	Ujjivan Financial Services	0	0	0.00	0	0.00	0	0.00
31	Utkarsh Micro Finance	0	0	0.00	0	0.00	0	0.00
32	IDFC Bank	0	0	0.00	0	0.00	0	0.00
G	Total Private Bank	46	29	297.00	6	66.50	0	0.00
H	Total All Bank (F+G)	398	407	3217.61	51	292.80	13	62.74

SLBC-7-C (a)

₹ In Lacs)

S. No.	Name of the Bank	Loan Sanctioned to OBC beneficiaries		Loan Sanctioned to Women beneficiaries		Loan Disbursed		Returned	Pending	
		No.	Amt.	No.	Amt.	No.	Amt.		No.	<1M
								No.		No.
1	State Bank of India	2	2.17	2	6.17	0	0.00	11	77	4
2	Punjab National Bank	2	17.10	1	7.60	2	8.05	15	53	1
3	Bank of Baroda	3	15.77	2	5.51	0	0.00	6	32	2
A	Total Lead Banks	7	0.00	5	19.28	2	8.05	32	162	7
4	Union Bank of India	0	0.00	0	0.00	0	0.00	1	14	1
5	Canara Bank	0	0.00	0	0.00	0	0.00	1	15	1
6	Central Bank of India	0	0.00	0	0.00	0	0.00	0	5	0
7	Punjab & Sind Bank	0	0.00	0	0.00	0	0.00	0	2	0
8	UCO Bank	0	0.00	0	0.00	1	2.00	0	6	0
9	Indian Overseas Bank	1	9.50	2	23.80	3	14.20	4	14	0
10	Bank of India	0	0.00	0	0.00	0	0.00	0	6	0
11	Indian Bank	0	0.00	0	0.00	0	0.00	0	10	0
12	Bank of Maharashtra	0	0.00	0	0.00	0	0.00	0	0	0
B	Total Non-Lead Banks	1	9.50	2	23.80	4	16.20	6	72	2
C	Total N. Banks (A + B)	8	9.50	7	43.08	6	24.25	38	234	9
13	Uttarakhand G.B	1	4.75	1	2.85	3	9.50	6	31	0
14	U.P. Gramin Bank	0	0.00	0	0.00	0	0.00	0	1	0
D	Total R.R.B.	1	4.75	1	2.85	3	9.50	6	32	0
15	Co-operative Bank	0	0.00	0	0.00	0	0.00	0	14	0
E	Total Cooperative	0	0.00	0	0.00	0	0.00	0	14	0
F	Total (C+D+E)	9	14.25	8	45.93	9	33.75	44	280	9
16	Nainital Bank	2	28.50	2	27.55	2	19.85	1	18	1
17	Axis Bank	0	0.00	0	0.00	0	0.00	0	0	0
18	ICICI bank	0	0.00	0	0.00	0	0.00	0	0	0
19	IDBI Bank	0	0.00	0	0.00	0	0.00	0	2	0
20	HDFC Bank	0	0.00	0	0.00	0	0.00	0	1	0
21	The J & K Bank	0	0.00	0	0.00	0	0.00	0	0	0
22	Fedral Bank Ltd	0	0.00	0	0.00	0	0.00	0	0	0
23	IndusInd Bank	0	0.00	0	0.00	0	0.00	0	0	0
24	The Karnataka bank	0	0.00	0	0.00	0	0.00	0	0	0
25	The South Indian Bank Ltd	0	0.00	0	0.00	0	0.00	0	0	0
26	Standard Chartered Bank	0	0.00	0	0.00	0	0.00	0	0	0
27	Yes Bank	0	0.00	0	0.00	0	0.00	0	0	0
28	Kotak Mahinda	0	0.00	0	0.00	0	0.00	0	0	0
29	Bandhan Bank	0	0.00	0	0.00	0	0.00	0	0	0
30	Ujjivan Financial Services	0	0.00	0	0.00	0	0.00	0	0	0
31	Utkarsh Micro Finance	0	0.00	0	0.00	0	0.00	0	0	0
32	IDFC Bank	0	0.00	0	0.00	0	0.00	0	0	0
G	Total Private Bank	2	28.50	2	27.55	2	19.85	1	21	1
H	Total All Bank (F+G)	11	42.75	10	73.48	11	53.60	45	301	10

**PRIME MINISTER EMPLOYMENT GENERATION PROGRAMME
ACTIVITYWISE CUMULATIVE POSTION UPTO 30TH JUNE 2020**

(₹ in Lacs)

S. No.	Name of the Bank	Trade Shop		Industrial Units		Vendor / Hawker		Services		Others		Total	
		No.	Amt.	No.	Amt.	No.	Amt.	No.	Amt.	No.	Amt.	No.	Amt.
1	State Bank of India	638	2150.38	370	1502.75	83	168.43	1165	3266.32	297	940.78	2553	8028.66
2	Punjab National Bank	331	1074.26	83	467.92	2	4.86	154	526.43	138	419.07	708	2492.54
3	Bank of Baroda	73	179.43	81	339.35	42	124.19	410	594.51	16	36.41	622	1273.89
A	Total Lead Banks	1042	3404.07	534	2310.02	127	297.48	1729	4387.26	451	1396.26	3883	11795.09
4	Union Bank of India	195	433.82	69	264.53	0	0.00	142	685.15	56	183.88	462	1567.38
5	Canara Bank	0	0.00	0	0.00	0	0.00	0	0.00	272	986.55	272	986.55
6	Central Bank of India	45	137.94	10	91.70	0	0.00	47	119.54	45	115.17	147	464.35
7	Punjab & Sind Bank	31	91.20	24	251.38	0	0.00	76	232.08	23	122.05	154	696.71
8	UCO Bank	0	0.00	0	0.00	0	0.00	33	103.70	16	25.09	49	128.79
9	Indian Overseas Bank	26	42.94	73	201.23	11	4.50	104	218.59	7	39.51	221	506.77
10	Bank of India	70	248.90	29	144.53	5	4.45	63	249.24	9	48.62	176	695.74
11	Indian Bank	3	4.40	5	37.44	11	33.66	0	0.00	7	112.45	26	187.95
12	Bank of Maharashtra	14	24.51	3	27.50	0	0.00	9	28.50	3	4.00	29	84.51
B	Total Non-Lead Banks	384	983.71	213	1018.31	27	42.61	474	1636.80	438	1637.32	1536	5318.75
C	Total N. Banks (A + B)	1426	4387.78	747	3328.33	154	340.09	2203	6024.06	889	3033.58	5419	17113.84
13	Uttarakhand G.B	309	714.98	147	384.59	121	218.17	234	400.43	1328	3741.49	2139	5459.66
14	Prathama U.P Gramin Bank	0	0.00	0	0.00	0	0.00	0	0.00	0	0.00	0	0.00
D	Total R.R.B.	309	714.98	147	384.59	121	218.17	234	400.43	1328	3741.49	2139	5459.66
15	Co-operative Bank	159	430.43	0	0.00	0	0.00	100	570.66	87	218.87	346	1219.96
E	Total Cooperative	159	430.43	0	0.00	0	0.00	100	570.66	87	218.87	346	1219.96
F	Total (C+D+E)	1894	5533.19	894	3712.92	275	558.26	2537	6995.15	2304	6993.94	7904	23793.46
16	Nainital Bank	29	60.27	96	415.76	0	0.00	108	302.41	77	177.33	310	955.77
17	Axis Bank	0	0.00	0	0.00	0	0.00	0	0.00	0	0.00	0	0.00
18	ICICI bank	0	0.00	0	0.00	0	0.00	0	0.00	0	0.00	0	0.00
19	IDBI Bank	34	90.81	11	44.80	1	2.85	32	134.59	27	75.15	105	348.20
20	HDFC Bank	0	0.00	0	0.00	0	0.00	0	0.00	0	0.00	0	0.00
21	The J & K Bank	0	0.00	0	0.00	0	0.00	0	0.00	0	0.00	0	0.00
22	Fedral Bank Ltd	0	0.00	0	0.00	0	0.00	0	0.00	0	0.00	0	0.00
23	IndusInd Bank	0	0.00	0	0.00	0	0.00	0	0.00	0	0.00	0	0.00
24	The Karnataka bank	2	0.60	0	0.00	0	0.00	0	0.00	0	0.00	2	0.60
25	The South Indian Bank Ltd	0	0.00	0	0.00	0	0.00	0	0.00	0	0.00	0	0.00
26	Standard Chartered Bank	0	0.00	0	0.00	0	0.00	0	0.00	0	0.00	0	0.00
27	Yes Bank	0	0.00	0	0.00	0	0.00	0	0.00	0	0.00	0	0.00
28	Kotak Mahinda	0	0.00	0	0.00	0	0.00	0	0.00	0	0.00	0	0.00
29	BANDHAN BANK	0	0.00	0	0.00	0	0.00	0	0.00	0	0.00	0	0.00
30	UJJIVAN FINANCIAL SERVICES	0	0.00	0	0.00	0	0.00	0	0.00	0	0.00	0	0.00
31	UTKARSH MICRO FINANCE	0	0.00	0	0.00	0	0.00	0	0.00	0	0.00	0	0.00
32	IDFC Bank	0	0.00	0	0.00	0	0.00	0	0.00	0	0.00	0	0.00
G	Total Private Bank	65	151.68	107	460.56	1	2.85	140	437.00	104	252.48	417	1304.57
H	Total All Bank (F+G)	1959	5684.87	1001	4173.48	276	561.11	2677	7432.15	2408	7246.42	8321	25098.03

VEERCHANDRA SINGH GARHWALI PARYATAN SWAROZGAR YOJNA

VEHICLE & NON VEHICLE

(₹ In Lacs)

S. No.	Name of the Bank	Yearly Target	FROM 01.04.2020 TO 30.06.2020						Application under process upto 30 days	Pending Application more than 30 days	Outstanding since the launch of scheme i.e 2002-03 to June 2020	
			Receieved	Loan Sactioned		Loan Disbursed		Return			No.	Amt.
			No.	No.	Amt.	No.	Amt.	No.				
1	State Bank of India	61	21	4	43.00	3.00	31.00	12	0	5	2560	12196
2	Punjab National Bank	42	4	1	10	1	10	2	0	1	731	5275
3	Bank of Baroda	20	5	3	30	2	17	1	0	1	96	548
A	Total Lead Banks	123	30	8	83.00	6	58.00	15	0	7	3387	18020
4	Union Bank of India	19	3	1	12	0	0	1	0	1	38	142
5	Canara Bank	19	1	0	0	0	0	0	0	1	28	310
6	Central Bank of India	6	0	0	0	0	0	0	0	0	8	17
7	Punjab & Sind Bank	1	0	0	0	0	0	0	0	0	5	44
8	UCO Bank	10	1	0	10	0	0	1	0	0	11	114
9	Indian Overseas Bank	8	1	0	11	0	0	1	0	0	38	323
10	Bank of India	12	2	1	22	0	0	0	0	1	73	419
11	Indian Bank	6	0	0	0	0	0	0	0	0	206	1798
12	Bank of Maharashtra	0	0	0	0	0	0	0	0	0	0	0
B	Total Non-Lead Banks	81	8	2	55.00	0	0.00	3	0	3	407	3166
C	Total N. Banks (A + B)	204	38	10	138.00	6	58.00	18	0	10	3794	21186
13	Uttarakhand G.B	40	11	3	29	2	17	2	0	6	408	3319
14	U.P. Gramin Bank	0	0	0	0	0	0	0	0	0	0	0
D	Total R.R.B.	40	11	3	29.00	2	17.00	2	0	6	408	3319
15	Co-operative Bank	31	7	0	0	0	0	2	0	5	310	2907
E	Total Cooperative	31	7	0	0.00	0	0.00	2	0	5	310	2907
F	Total (C+D+E)	275	56	13	167.00	8	75.00	22	0	21	4512	27412
16	Nainital Bank	9	4	2	18	2	18	1	0	1	156	1719
17	Axis Bank	5	0	0	0	0	0	0	0	0	0	0
18	ICICI bank	2	0	0	0	0	0	0	0	0	0	0
19	IDBI Bank	5	1	1	8	1	8	0	0	0	6	48
20	HDFC Bank	3	0	0	0	0	0	0	0	0	0	0
21	The J & K Bank	0	0	0	0	0	0	0	0	0	0	0
22	Fedral Bank Ltd	0	0	0	0	0	0	0	0	0	0	0
23	IndusInd Bank	1	0	0	0	0	0	0	0	0	0	0
24	The Karnataka bank	0	0	0	0	0	0	0	0	0	0	0
25	The South Indian Bank Ltd	0	0	0	0	0	0	0	0	0	0	0
26	Standard Chartered Bank	0	0	0	0	0	0	0	0	0	0	0
27	Yes Bank	0	0	0	0	0	0	0	0	0	0	0
28	Kotak Mahinda	0	0	0	0	0	0	0	0	0	0	0
29	Bandhan Bank	0	0	0	0	0	0	0	0	0	0	0
30	Ujjivan Financial Services	0	0	0	0	0	0	0	0	0	0	0
31	Utkarsh Micro Finance	0	0	0	0	0	0	0	0	0	0	0
32	IDFC Bank	0	0	0	0	0	0	0	0	0	0	0
G	Total Private Bank	25	5	3	26.00	3	26.00	1	0	1	162	1766
H	Total All Bank (F+G)	300	61	16	193	11	101	23	0	22	4674	29178.15

VEERCHANDRA SINGH GARHWALI PARYATAN SWAROZGAR YOJNA

VEHICLE

(₹ In Lacs)

S. No.	Name of the Bank	Yearly Target	FROM 01.04.2020 TO 30.06.2020						Application under process upto 30 days	Pending Application more than 30 days	Outstanding since the launch of scheme i.e 2002-03 to June 2020	
			Receieved	Loan Sactioned		Loan Disbursed		Return			No.	Amt.
			No.	No.	Amt.	No.	Amt.	No.				
1	State Bank of India	31	13	3	31.00	2	19.00	9	0	1	745	3486.91
2	Punjab National Bank	23	2	0	0.00	0	0.00	1	0	1	321	3747.31
3	Bank of Baroda	12	4	3	30.00	2	17.00	1	0	0	56	261.34
A	Total Lead Banks	66	19	6	61.00	4.00	36.00	11	0	2	1122	7496
4	Union Bank of India	10	3	1	12.00	0	0.00	1	0	1	18	69.00
5	Canara Bank	11	0	0	0.00	0	0.00	0	0	0	23	193.55
6	Central Bank of India	0	0	0	0.00	0	0.00	0	0	0	8	16.50
7	Punjab & Sind Bank	0	0	0	0.00	0	0.00	0	0	0	4	35.02
8	UCO Bank	5	1	0	10.00	0	0.00	1	0	0	9	53.00
9	Indian Overseas Bank	4	1	0	11.00	0	0.00	1	0	0	31	236.47
10	Bank of India	3	1	0	9.00	0	0.00	0	0	1	56	272.00
11	Indian Bank	2	0	0	0.00	0	0.00	0	0	0	125	998.68
12	Bank of Maharashtra	0	0	0	0.00	0	0.00	0	0	0	0	0.00
B	Total Non-Lead Banks	35	6	1	42.00	0	0.00	3	0	2	274	1874
C	Total N. Banks (A + B)	101	25	7	103.00	4	36.00	14	0	4	1396	9370
13	Uttarakhand G.B	19	7	3	29.00	2	17.00	1		3	212	870.69
14	U.P. Gramin Bank	0	0	0	0.00	0	0.00	0	0	0	0	0.00
D	Total R.R.B.	19	7	3	29.00	2	17.00	1	0	3	212	871
15	Co-operative Bank	15	6	0	0.00	0	0.00	1	0	5	45	341.57
E	Total Cooperative	15	6	0	0.00	0	0.00	1	0	5	45	342
F	Total (C+D+E)	135	38	10	132.00	6	53.00	16	0	12	1653	10582
16	Nainital Bank	5	2	1	7.00	1	7.00	1	0	0	80	384.56
17	Axis Bank	3	0	0	0.00	0	0.00	0	0	0	0	0.00
18	ICICI bank	1	0	0	0.00	0	0.00	0	0	0	0	0.00
19	IDBI Bank	2	0	0	0.00	0	0.00	0	0	0	2	10.17
20	HDFC Bank	1	0	0	0.00	0	0.00	0	0	0	0	0.00
21	The J & K Bank	0	0	0	0.00	0	0.00	0	0	0	0	0.00
22	Fedral Bank Ltd	0	0	0	0.00	0	0.00	0	0	0	0	0.00
23	IndusInd Bank	0	0	0	0.00	0	0.00	0	0	0	0	0.00
24	The Karnataka bank	0	0	0	0.00	0	0.00	0	0	0	0	0.00
25	The South Indian Bank Ltd	0	0	0	0.00	0	0.00	0	0	0	0	0.00
26	Standard Chartered Bank	0	0	0	0.00	0	0.00	0	0	0	0	0.00
27	Yes Bank	0	0	0	0.00	0	0.00	0	0	0	0	0.00
28	Kotak Mahinda	0	0	0	0.00	0	0.00	0	0	0	0	0.00
29	Bandhan Bank	0	0	0	0.00	0	0.00	0	0	0	0	0.00
30	Ujjivan Financial Services	0	0	0	0.00	0	0.00	0	0	0	0	0.00
31	Utkarsh Micro Finance	0	0	0	0.00	0	0.00	0	0	0	0	0.00
32	IDFC Bank	0	0	0	0.00	0	0.00	0	0	0	0	0.00
G	Total Private Bank	12	2	1	7.00	1	7.00	1	0	0	82	395
H	Total All Bank (F+G)	147	40	11	139.00	7	60.00	17	0	12	1735	10977

VEERCHANDRA SINGH GARHWALI PARYATAN SWAROZGAR YOJNA
NON VEHICLE

(₹ In Lacs)

S. No.	Name of the Bank	Yearly Target	FROM 01.04.2020 TO 30.06.2020						Application under process upto 30 days	Pending Application more than 30 days	Outstanding since the launch of scheme i.e 2002-03 to June 2020	
			Receieved	Loan Sactioned		Loan Disbursed		Return			No.	Amt.
			No.	No.	Amt.	No.	Amt.	No.				
1	State Bank of India	30	8	1	12.00	1	12.00	3	0	4	1815	8709.41
2	Punjab National Bank	19	2	1	10.00	1	10.00	1	0	0	410	1528.04
3	Bank of Baroda	8	1	0	0.00	0	0.00	0	0	1	40	286.58
A	Total Lead Banks	57	11	2	22.00	2	22.00	4	0	5	2265	10524
4	Union Bank of India	9	0	0	0.00	0	0.00	0	0	0	20	73.15
5	Canara Bank	8	1	0	0.00	0	0.00	0	0	1	5	116.51
6	Central Bank of India	6	0	0	0.00	0	0.00	0	0	0	0	0.00
7	Punjab & Sind Bank	1	0	0	0.00	0	0.00	0	0	0	1	8.75
8	UCO Bank	5	0	0	0.00	0	0.00	0	0	0	2	61.00
9	Indian Overseas Bank	4	0	0	0.00	0	0.00	0	0	0	7	86.44
10	Bank of India	9	1	1	13.00	0	0.00	0	0	0	17	146.75
11	Indian Bank	4	0	0	0.00	0	0.00	0	0	0	81	799.29
12	Bank of Maharashtra	0	0	0	0.00	0	0.00	0	0	0	0	0.00
B	Total Non-Lead Banks	46	2	1	13.00	0	0.00	0	0	1	133	1292
C	Total N. Banks (A + B)	103	13	3	35.00	2	22.00	4	0	6	2398	11816
13	Uttarakhand G.B	21	4	0	0.00	0	0.00	1	0	3	196	2448.61
14	U.P. Gramin Bank	0	0	0	0.00	0	0.00	0	0	0	0	0.00
D	Total R.R.B.	21	4	0	0.00	0	0.00	1	0	3	196	2449
15	Co-operative Bank	16	1	0	0.00	0	0.00	1	0	0	265	2565.36
E	Total Cooperative	16	1	0	0.00	0	0.00	1	0	0	265	2565
F	Total (C+D+E)	140	18	3	35.00	2	22.00	6	0	9	2859	16830
16	Nainital Bank	4	2	1	11.00	1	11.00	0	0	1	76	1333.97
17	Axis Bank	2	0	0	0.00	0	0.00	0	0	0	0	0.00
18	ICICI bank	1	0	0	0.00	0	0.00	0	0	0	0	0.00
19	IDBI Bank	3	1	1	8.00	1	8.00	0	0	0	4	37.52
20	HDFC Bank	2	0	0	0.00	0	0.00	0	0	0	0	0.00
21	The J & K Bank	0	0	0	0.00	0	0.00	0	0	0	0	0.00
22	Fedral Bank Ltd	0	0	0	0.00	0	0.00	0	0	0	0	0.00
23	IndusInd Bank	1	0	0	0.00	0	0.00	0	0	0	0	0.00
24	The Karnataka bank	0	0	0	0.00	0	0.00	0	0	0	0	0.00
25	The South Indian Bank Ltd	0	0	0	0.00	0	0.00	0	0	0	0	0.00
26	Standard Chartered Bank	0	0	0	0.00	0	0.00	0	0	0	0	0.00
27	Yes Bank	0	0	0	0.00	0	0.00	0	0	0	0	0.00
28	Kotak Mahinda	0	0	0	0.00	0	0.00	0	0	0	0	0.00
29	Bandhan Bank	0	0	0	0.00	0	0.00	0	0	0	0	0.00
30	Ujjivan Financial Services	0	0	0	0.00	0	0.00	0	0	0	0	0.00
31	Utkarsh Micro Finance	0	0	0	0.00	0	0.00	0	0	0	0	0.00
32	IDFC Bank	0	0	0	0.00	0	0.00	0	0	0	0	0.00
G	Total Private Bank	13	3	2	19.00	2	19.00	0	0	1	80	1371
H	Total All Bank (F+G)	153	21	5	54.00	4.00	41.00	6	0	10	2939	18201

VEERCHANDRA SINGH GARHWALI PARYATAN SWAROZGAR
ACTIVITYWISE CUMULATIVE POSTION UPTO 30TH JUNE 2020

ACTIVITYWISE OUTSTANDING

(₹ in Lacs)

S. No.	Name of the Bank	Hotel/Model		Resturmnt / Fast Food Center		Workshop / Garrage		STD/PCO		Adventure Activity	
		A/cs	Amt.	A/cs	Amt.	A/cs	Amt.	A/cs	Amt.	A/cs	Amt.
1	State Bank of India	622	2498.30	94	708.24	15	56.35	5	3.45	0	0.00
2	Punjab National Bank	52	688.89	34	192.53	6	60.43	2	1.42	0	0.00
3	Bank of Baroda	22	225.03	4	6.21	0	0.00	0	0.00	0	0.00
A	Total Lead Banks	696	3412.22	132	906.98	21	116.78	7	4.87	0	0.00
4	Union Bank of India	1	1.00	19	67.44	0	0.00	0	0.00	0	0.00
5	Canara Bank	4	112.07	0	0.00	0	0.00	0	0.00	0	0.00
6	Central Bank of India	0	0.00	0	0.00	0	0.00	0	0.00	0	0.00
7	Punjab & Sind Bank	0	0.00	1	8.75	0	0.00	0	0.00	0	0.00
8	UCO Bank	2	70.00	2	45.00	0	0.00	0	0.00	0	0.00
9	Indian Overseas Bank	3	78.92	2	12.91	0	0.00	0	0.00	0	0.00
10	Bank of India	3	63.90	8	50.19	2	16.00	0	0.00	0	0.00
11	Indian Bank	0	0.00	78	751.64	0	0.00	0	0.00	0	0.00
12	Bank of Maharashtra	0	0.00	0	0.00	0	0.00	0	0.00	0	0.00
B	Total Non-Lead Banks	13	325.89	110	935.93	2	16.00	0	0.00	0	0.00
C	Total N. Banks (A + B)	709	3738.11	242	1842.91	23	132.78	7	4.87	0	0.00
13	Uttarakhand G.B	77	1332.40	55	719.67	59	422.51	10	24.03	29	268.16
14	Prathama U.P Gramin Bank	0	0.00	0	0.00	0	0.00	0	0.00	0	0.00
D	Total R.R.B.	77	1332.40	55	719.67	59	422.51	10	24.03	29	268.16
15	Co-operative Bank	227	2201.25	15	162.13	0	0.00	0	0.00	2	16.70
E	Total Cooperative	227	2201.25	15	162.13	0	0.00	0	0.00	2	16.70
F	Total (C+D+E)	1013	7271.76	312	2724.71	82	555.29	17	28.90	31	284.86
16	Nainital Bank	60	791.03	27	421.45	2	72.80	0	0.00	0	0.00
17	Axis Bank	0	0.00	0	0.00	0	0.00	0	0.00	0	0.00
18	ICICI bank	0	0.00	0	0.00	0	0.00	0	0.00	0	0.00
19	IDBI Bank	0	0.00	0	0.00	0	0.00	0	0.00	0	0.00
20	HDFC Bank	0	0.00	0	0.00	0	0.00	0	0.00	0	0.00
21	The J & K Bank	0	0.00	0	0.00	0	0.00	0	0.00	0	0.00
22	Fedral Bank Ltd	0	0.00	0	0.00	0	0.00	0	0.00	0	0.00
23	IndusInd Bank	0	0.00	0	0.00	0	0.00	0	0.00	0	0.00
24	The Karnataka bank	0	0.00	0	0.00	0	0.00	0	0.00	0	0.00
25	The South Indian Bank Ltd	0	0.00	0	0.00	0	0.00	0	0.00	0	0.00
26	Standard Chartered Bank	0	0.00	0	0.00	0	0.00	0	0.00	0	0.00
27	Yes Bank	0	0.00	0	0.00	0	0.00	0	0.00	0	0.00
28	Kotak Mahinda	0	0.00	0	0.00	0	0.00	0	0.00	0	0.00
29	BANDHAN BANK	0	0.00	0	0.00	0	0.00	0	0.00	0	0.00
30	UJJIVAN FINANCIAL SERVICES	0	0.00	0	0.00	0	0.00	0	0.00	0	0.00
31	UTKARSH MICRO FINANCE	0	0.00	0	0.00	0	0.00	0	0.00	0	0.00
32	IDFC Bank	0	0.00	0	0.00	0	0.00	0	0.00	0	0.00
G	Total Private Bank	60	791.03	27	421.45	2	72.80	0	0.00	0	0.00
H	Total All Bank (F+G)	1073	8062.79	339	3146.16	84	628.09	17	28.90	31	284.86

Contd.

(₹ in Lacs)

S. No.	Name of the Bank	Yoga Kendra		Tentage Accomodation		Souvenir Shop		Vehicles		Total	
		A/cs	Amt.	A/cs	Amt.	A/cs	Amt.	A/cs	Amt.	A/cs	Amt.
1	State Bank of India	0	0.00	0	0.00	12	49.48	745	3486.91	1493	6802.73
2	Punjab National Bank	0	0.00	0	0.00	0	0.00	321	3747.31	415	4690.58
3	Bank of Baroda	0	0.00	0	0.00	0	0.00	56	261.34	82	492.58
A	Total Lead Banks	0	0.00	0	0.00	12	49.48	1122	7496	1990	11985.89
4	Union Bank of India	0	0.00	0	0.00	0	0.00	18	69.00	38	137.44
5	Canara Bank	0	0.00	0	0.00	0	0.00	23	193.55	27	305.62
6	Central Bank of India	0	0.00	0	0.00	0	0.00	8	16.50	8	16.50
7	Punjab & Sind Bank	0	0.00	0	0.00	0	0.00	4	35.02	5	43.77
8	UCO Bank	0	0.00	0	0.00	0	0.00	9	53.00	13	168.00
9	Indian Overseas Bank	0	0.00	0	0.00	0	0.00	31	236.47	36	328.30
10	Bank of India	0	0.00	4	42.06	0	0.00	56	272.00	73	444.15
11	Indian Bank	0	0.00	2	72.61	0	0.00	125	998.68	205	1822.93
12	Bank of Maharashtra	0	0.00	0	0.00	0	0.00	0	0.00	0	0.00
B	Total Non-Lead Banks	0	0.00	6	114.67	0	0.00	274	1874	405	3266.71
C	Total N. Banks (A + B)	0	0.00	6	114.67	12	49.48	1396	9370	2395	15252.60
13	Uttarakhand G.B	6	10.30	15	41.92	42	146.41	212	870.69	505	3836.09
14	Prathama U.P Gramin Bank	0	0.00	0	0.00	0	0.00	0	0.00	0	0.00
D	Total R.R.B.	6	10.30	15	41.92	42	146.41	212	871	505	3836.09
15	Co-operative Bank	0	0.00	0	0.00	0	0.00	45	341.57	289	2721.65
E	Total Cooperative	0	0.00	0	0.00	0	0.00	45	342	289	2721.65
F	Total (C+D+E)	6	10.30	21	156.59	54	195.89	1653	10582	3189	21810.34
16	Nainital Bank	0	0.00	0	0.00	0	0.00	80	384.56	169	1669.84
17	Axis Bank	0	0.00	0	0.00	0	0.00	0	0.00	0	0.00
18	ICICI bank	0	0.00	0	0.00	0	0.00	0	0.00	0	0.00
19	IDBI Bank	0	0.00	0	0.00	0	0.00	2	10.17	2	10.17
20	HDFC Bank	0	0.00	0	0.00	0	0.00	0	0.00	0	0.00
21	The J & K Bank	0	0.00	0	0.00	0	0.00	0	0.00	0	0.00
22	Fedral Bank Ltd	0	0.00	0	0.00	0	0.00	0	0.00	0	0.00
23	IndusInd Bank	0	0.00	0	0.00	0	0.00	0	0.00	0	0.00
24	The Karnataka bank	0	0.00	0	0.00	0	0.00	0	0.00	0	0.00
25	The South Indian Bank Ltd	0	0.00	0	0.00	0	0.00	0	0.00	0	0.00
26	Standard Chartered Bank	0	0.00	0	0.00	0	0.00	0	0.00	0	0.00
27	Yes Bank	0	0.00	0	0.00	0	0.00	0	0.00	0	0.00
28	Kotak Mahinda	0	0.00	0	0.00	0	0.00	0	0.00	0	0.00
29	BANDHAN BANK	0	0.00	0	0.00	0	0.00	0	0.00	0	0.00
30	UJJIVAN FINANCIAL SERVICES	0	0.00	0	0.00	0	0.00	0	0.00	0	0.00
31	UTKARSH MICRO FINANCE	0	0.00	0	0.00	0	0.00	0	0.00	0	0.00
32	IDFC Bank	0	0.00	0	0.00	0	0.00	0	0.00	0	0.00
G	Total Private Bank	0	0.00	0	0.00	0	0.00	82	395	171	1680.01
H	Total All Bank (F+G)	6	10.30	21	156.59	54	195.89	1735	10977	3360	23490.35

DEEN DAYAL UPADHYAY HOME STAY YOJANA
PROGRESS FROM 01.04.2020-30.06.2020

(₹ In lacs)

S. No.	Name of the Bank	Receivied No.	Sanctioned		Disbursed		Returned No	Pending	
			No.	Amt.	No.	Amt.		<1M No	>1M No
1	State Bank of India	37	6	88.00	3	40.00	4	0	27
2	Punjab National Bank	15	4	32.00	2	20.00	5	0	6
3	Bank of Baroda	4	0	0.00	0	0.00	0	0	4
A	Total Lead Banks	56	10	120.00	5	60.00	9	0	37
4	Union Bank of India	1	0	0.00	0	0.00	0	0	1
5	Canara Bank	2	0	0.00	0	0.00	1	0	1
6	Central Bank of India	0	0	0.00	0	0.00	0	0	0
7	Punjab & Sind Bank	0	0	0.00	0	0.00	0	0	0
8	UCO Bank	0	0	0.00	0	0.00	0	0	0
9	Indian Overseas Bank	0	0	0.00	0	0.00	0	0	0
10	Bank of India	0	0	0.00	0	0.00	0	0	0
11	Indian Bank	0	0	0.00	0	0.00	0	0	0
12	Bank of Maharashtra	0	0	0.00	0	0.00	0	0	0
B	Total Non-Lead Banks	3	0	0.00	0	0.00	1	0	2
C	Total N. Banks (A + B)	59	10	120.00	5	60.00	10	0	39
13	Uttarakhand G.B	14	3	37.00	3	37.00	1	0	10
14	U.P. Gramin Bank	0	0	0.00	0	0.00	0	0	0
D	Total R.R.B.	14	3	37	3	37	1	0	10
15	Co-operative Bank	15	8	46.00	5	31.00	3	0	4
E	Total Cooperative	15	8	46.00	5	31.00	3	0	4
F	Total (C+D+E)	88	21	203.00	13	128.00	14	0	53
16	Nainital Bank	3	0	0.00	0	0.00	2	0	1
17	Axis Bank	0	0	0.00	0	0.00	0	0	0
18	ICICI bank	0	0	0.00	0	0.00	0	0	0
19	IDBI Bank	2	1	20.00	1	20.00	0	0	1
20	HDFC Bank	0	0	0.00	0	0.00	0	0	0
21	The J & K Bank	0	0	0.00	0	0.00	0	0	0
22	Fedral Bank Ltd	0	0	0.00	0	0.00	0	0	0
23	IndusInd Bank	0	0	0.00	0	0.00	0	0	0
24	The Karnataka bank	0	0	0.00	0	0.00	0	0	0
25	The South Indian Bank Ltd	0	0	0.00	0	0.00	0	0	0
26	Standard Chartered Bank	0	0	0.00	0	0.00	0	0	0
27	Yes Bank	0	0	0.00	0	0.00	0	0	0
28	Kotak Mahinda	0	0	0.00	0	0.00	0	0	0
29	Bandhan Bank	0	0	0.00	0	0.00	0	0	0
30	Ujjivan Financial Services	0	0	0.00	0	0.00	0	0	0
31	Utkarsh Micro Finance	0	0	0.00	0	0.00	0	0	0
32	IDFC Bank	0	0	0.00	0	0.00	0	0	0
G	Total Private Bank	5	1	20.00	1	20.00	2	0	2
H	Total All Bank (F+G)	93	22	223.00	14	148.00	16	0	55

JOINT LIABILITY GROUP

(₹ in Lacs)

S. No.	Name of the Bank	Application Received	Sanctioned		Disbursed		Outstanding as on June 2020	
		No.	No.	Amt.	No.	Amt.	No.	Amt.
1	State Bank of India	0	0	0.00	0	0.00	262	895.92
2	Punjab National Bank	0	0	0.00	0	0.00	381	594.62
3	Bank of Baroda	0	0	0.00	0	0.00	621	130.66
A	Total Lead Banks	0	0	0.00	0	0.00	1264	1621.20
4	Union Bank of India	0	0	0.00	0	0.00	200	261.54
5	Canara Bank	0	0	0.00	0	0.00	166	391.56
6	Central Bank of India	0	0	0.00	0	0.00	10	4.46
7	Punjab & Sind Bank	0	0	0.00	0	0.00	1	1.75
8	UCO Bank	3	3	6.75	2	6.25	103	172.57
9	Indian Overseas Bank	0	0	0.00	0	0.00	16	26.00
10	Bank of India	0	0	0.00	0	0.00	38	44.35
11	Indian Bank	0	0	0.00	0	0.00	0	0.00
12	Bank of Maharashtra	0	0	0.00	0	0.00	0	0.00
B	Total Non-Lead Banks	3	3	6.75	2	6.25	534	902.23
C	Total N. Banks (A + B)	3	3	6.75	2	6.25	1798	2523.43
13	Uttarakhand G.B	30	30	19.61	29	19.61	3683	1682.87
14	Prathama U.P Gramin Bank	0	0	0.00	0	0.00	76	101.00
D	Total R.R.B.	30	30	19.61	29	19.61	3759	1783.87
15	Co-operative Bank	19	19	28.54	19	28.54	3785	2230.71
E	Total Cooperative	19	19	28.54	19	28.54	3785	2230.71
F	Total (C+D+E)	52	52	54.90	50	54.40	9342	6538.01
16	Nainital Bank	0	0	0.00	0	0.00	49	36.78
17	Axis Bank	0	0	0.00	0	0.00	767	965.24
18	ICICI bank	0	0	0.00	0	0.00	0	0.00
19	IDBI Bank	73	72	47.29	72	47.21	557	279.97
20	HDFC Bank	15	15	5.47	15	5.47	6498	6064.05
21	The J & K Bank	0	0	0.00	0	0.00	0	0.00
22	Fedral Bank Ltd	0	0	0.00	0	0.00	0	0.00
23	IndusInd Bank	0	145	130.61	145	130.61	5043	6339.00
24	The Karnataka bank	0	0	0.00	0	0.00	0	0.00
25	The South Indian Bank Ltd	0	0	0.00	0	0.00	0	0.00
26	Standard Chartered Bank	0	0	0.00	0	0.00	0	0.00
27	Yes Bank	0	0	0.00	0	0.00	657	671.53
28	Kotak Mahinda	0	0	0.00	0	0.00	0	0.00
29	BANDHAN BANK	0	0	0.00	0	0.00	0	0.00
30	UJJIVAN FINANCIAL SERVICES	227	227	112.61	227	112.61	5579	4177.52
31	UTKARSH MICRO FINANCE	133	133	53.00	133	53.00	49467	10382.00
32	IDFC Bank	0	0	0.00	0	0.00	0	0.00
G	Total Private Bank	448	592	348.98	592	348.90	68617	28916.09
H	Total All Bank (F+G)	500	644	403.88	642	403.30	77959	35454.10

D.I.R ADVANCES

FROM 01.04.2020 TO 30.06.2020

(₹ in Lacs)

S. No.	Name of the Bank	Application Received		Amount Disbursed during the quarter		Amount Disbursed upto the quarter		Total Outstanding as on 30.06.2020	
		No.	Amt.	No.	Amt.	No.	Amt.	No.	Amt.
1	State Bank of India	0	0.00	0	0.00	0	0.00	883	97.57
2	Punjab National Bank	1	0.14	1	0.14	1	0.14	2	0.22
3	Bank of Baroda	25	4.45	25	4.45	25	4.45	278	21.50
A	Total Lead Banks	26	4.59	26	4.59	26	4.59	1163	119.29
4	Union Bank of India	0	0.00	3	1.50	0	0.00	402	43.66
5	Canara Bank	241	34.22	241	34.22	241	34.22	2208	212.60
6	Central Bank of India	0	0.00	0	0.00	0	0.00	0	0.00
7	Punjab & Sind Bank	0	0.00	0	0.00	0	0.00	0	0.00
8	UCO Bank	10	0.36	10	0.36	10	0.36	44	5.71
9	Indian Overseas Bank	2	0.26	2	0.26	2	0.26	6	0.60
10	Bank of India	0	0.00	0	0.00	0	0.00	0	0.00
11	Indian Bank	2	0.30	2	0.30	2	0.30	12	1.57
12	Bank of Maharashtra	0	0.00	0	0.00	0	0.00	0	0.00
B	Total Non-Lead Banks	255	35.14	258	36.64	255	35.14	2672	264.14
C	Total N. Banks (A + B)	281	39.73	284	41.23	281	39.73	3835	383.43
13	Uttarakhand G.B	0	0.00	0	0.00	0	0.00	0	0.00
14	Prathama U.P Gramin Bank	0	0.00	0	0.00	0	0.00	0	0.00
D	Total R.R.B.	0	0.00	0	0.00	0	0.00	0	0.00
15	Co-operative Bank	0	0.00	0	0.00	0	0.00	0	0.00
E	Total Cooperative	0	0.00	0	0.00	0	0.00	0	0.00
F	Total (C+D+E)	281	39.73	284	41.23	281	39.73	3835	383.43
16	Nainital Bank	22	3.55	22	3.55	22	3.55	1453	170.10
17	Axis Bank	0	0.00	0	0.00	0	0.00	0	0.00
18	ICICI bank	0	0.00	0	0.00	0	0.00	0	0.00
19	IDBI Bank	4	1.00	4	1.00	4	1.00	20	1.40
20	HDFC Bank	0	0.00	0	0.00	0	0.00	0	0.00
21	The J & K Bank	19	1.03	19	1.74	19	1.74	19	2.00
22	Fedral Bank Ltd	0	0.00	0	0.00	0	0.00	0	0.00
23	IndusInd Bank	0	0.00	0	0.00	0	0.00	0	0.00
24	The Karnataka bank	0	0.00	0	0.00	0	0.00	0	0.00
25	The South Indian Bank Ltd	0	0.00	0	0.00	0	0.00	0	0.00
26	Standard Chartered Bank	0	0.00	0	0.00	0	0.00	0	0.00
27	Yes Bank	0	0.00	0	0.00	0	0.00	0	0.00
28	Kotak Mahinda	0	0.00	0	0.00	0	0.00	0	0.00
29	BANDHAN BANK	0	0.00	0	0.00	0	0.00	0	0.00
30	UJIVAN FINANCIAL SERVICES	0	0.00	0	0.00	0	0.00	0	0.00
31	UTKARSH MICRO FINANCE	0	0.00	0	0.00	0	0.00	0	0.00
32	IDFC Bank	0	0.00	0	0.00	0	0.00	0	0.00
G	Total Private Bank	45	5.58	45	6.29	45	6.29	1492	173.50
H	Total All Bank (F+G)	326	45.31	329	47.52	326	46.02	5327	556.93

ADVANCE TO HANDLOOM WEAVER UNDER MUDRA YOJANA

FROM 01.04.2020 TO 30.06.2020

(₹ in Lacs)

S.No.	Name of the Bank	Target	Received			Sanctioned		Disbursed		Return	Application under process < 30 days.	Application Pending > 30 days.	Outstanding since the launch of scheme i.e 2002-02 to 30.06.2020	
			No.	No.	Amt.	No.	Amt.	No.	No.				No.	Amt.
1	State Bank of India	321	0	0	0.00	0	0.00	0	0	0	0	0	384	367.22
2	Punjab National Bank	281	0	0	0.00	0	0.00	0	0	0	0	0	178	139.18
3	Bank of Baroda	116	0	0	0.00	0	0.00	0	0	0	0	0	30	27.80
A	Total Lead Banks	718	0	0	0.00	0	0.00	0	0	0	0	0	592	534.20
4	Union Bank of India	97	0	0	0.00	0	0.00	0	0	0	0	0	186	68.69
5	Canara Bank	93	2	2	2.85	2	2.21	0	0	0	0	0	5	4.21
6	Central Bank of India	24	0	0	0.00	0	0.00	0	0	0	0	0	36	34.25
7	Punjab & Sind Bank	31	0	0	0.00	0	0.00	0	0	0	0	0	0	0.00
8	UCO Bank	40	0	0	0.00	0	0.00	0	0	0	0	0	0	0.00
9	Indian Overseas Bank	48	0	0	0.00	0	0.00	0	0	0	0	0	8	13.00
10	Bank of India	23	0	0	0.00	0	0.00	0	0	0	0	0	0	0.00
11	Indian Bank	39	0	0	0.00	0	0.00	0	0	0	0	0	0	0.00
12	Bank of Maharashtra	6	0	0	0.00	0	0.00	0	0	0	0	0	0	0.00
B	Total Non-Lead Banks	401	2	2	2.85	2	2.21	0	0	0	0	0	235	120.15
C	Total N. Banks (A + B)	1119	2	2	2.85	2	2.21	0	0	0	0	0	827	654.35
13	Uttarakhand G.B	191	0	0	0.00	0	0.00	0	0	0	0	0	154	93.04
14	Prathama U.P Gramin Bank	2	0	0	0.00	0	0.00	0	0	0	0	0	0	0.00
D	Total R.R.B.	193	0	0	0.00	0	0.00	0	0	0	0	0	154	93.04
15	Co-operative Bank	228	0	0	0.00	0	0.00	0	0	0	0	0	0	0.00
E	Total Cooperative	228	0	0	0.00	0	0.00	0	0	0	0	0	0	0.00
F	Total (C+D+E)	1540	2	2	2.85	2	2.21	0	0	0	0	0	981	747.39
16	Nainital Bank	48	0	0	0.00	0	0.00	0	0	0	0	0	3	2.11
17	Axis Bank	31	0	0	0.00	0	0.00	0	0	0	0	0	0	0.00
18	ICICI bank	24	0	0	0.00	0	0.00	0	0	0	0	0	0	0.00
19	IDBI Bank	19	0	0	0.00	0	0.00	0	0	0	0	0	0	0.00
20	HDFC Bank	27	0	0	0.00	0	0.00	0	0	0	0	0	0	0.00
21	The J & K Bank	0	0	0	0.00	0	0.00	0	0	0	0	0	0	0.00
22	Fedral Bank Ltd	0	0	0	0.00	0	0.00	0	0	0	0	0	0	0.00
23	IndusInd Bank	7	0	0	0.00	0	0.00	0	0	0	0	0	0	0.00
24	The Karnataka bank	6	0	0	0.00	0	0.00	0	0	0	0	0	0	0.00
25	The South Indian Bank Ltd	0	0	0	0.00	0	0.00	0	0	0	0	0	0	0.00
26	Standard Chartered Bank	0	0	0	0.00	0	0.00	0	0	0	0	0	0	0.00
27	Yes Bank	17	0	0	0.00	0	0.00	0	0	0	0	0	0	0.00
28	Kotak Mahinda	9	0	0	0.00	0	0.00	0	0	0	0	0	0	0.00
29	BANDHAN BANK	13	0	0	0.00	0	0.00	0	0	0	0	0	0	0.00
30	UJJIVAN FINANCIAL SERVICES	2	0	0	0.00	0	0.00	0	0	0	0	0	0	0.00
31	UTKARSH MICRO FINANCE	7	0	0	0.00	0	0.00	0	0	0	0	0	0	0.00
32	IDFC Bank	0	0	0	0.00	0	0.00	0	0	0	0	0	0	0.00
G	Total Private Bank	210	0	0	0.00	0	0.00	0	0	0	0	0	3	2.11
H	Total All Bank (F+G)	1750	2	2	2.85	2	2.21	0	0	0	0	0	984	749.50

**SPECIAL COMPONENT PLAN
FROM 01.04.2020 TO 30.06.2020**

(₹ In lacs)

S. No.	Name of the Bank	Target	Received		Sanctioned		Disbursed		Returned	Pending	Outstanding since the launch of scheme i.e 2002-02 to 30.06.2020	
			No.	Amt.	No.	Amt.	No.	Amt.			No.	Amt.
1	State Bank of India	293	18	12	17.05	2	7.00	1	5	4819	6549	
2	Punjab National Bank	214	20	13	24.60	3	8.50	0	7	2792	1498	
3	Bank of Baroda	109	7	1	1.00	0	0.00	0	6	1148	7608	
A	Total Lead Banks	616	45	26	42.65	5	15.50	1	18	8759	15655	
4	Union Bank of India	93	2	0	0.00	0	0.00	2	2	379	872	
5	Canara Bank	94	4	2	1.50	2	1.50	2	2	224	211	
6	Central Bank of India	40	1	0	0.00	0	0.00	1	1	278	2290	
7	Punjab & Sind Bank	33	1	0	0.00	0	0.00	1	1	83	60	
8	UCO Bank	41	0	0	0.00	0	0.00	0	0	375	295	
9	Indian Overseas Bank	36	0	0	0.00	0	0.00	0	0	324	500	
10	Bank of India	37	1	1	4.00	0	0.00	0	0	970	572	
11	Indian Bank	45	1	1	0.50	1	0.50	0	0	849	1477	
12	Bank of Maharashtra	5	0	0	0.00	0	0.00	0	0	65	274	
B	Total Non-Lead Banks	424	10	4	6.00	3	2.00	0	6	3547	6551	
C	Total N. Banks (A + B)	1040	55	30	48.65	8	17.5	1	24	12306	22206.13	
13	Uttarakhand G.B	203	7	3	1.50	1	0.50	4	4	2355	930	
14	U.P. Gramin Bank	2	0	0	0.00	0	0.00	0	0	0	0	
D	Total R.R.B.	205	7	3	1.50	1	0.50	4	4	2355	930	
15	Co-operative Bank	337	26	19	7.46	5	1.87	7	7	1030	461	
E	Total Cooperative	337	26	19	7.46	5	1.87	7	7	1030	461	
F	Total (C+D+E)	1582	88	52	57.61	14	19.87	12	35	15691	23597	
16	Nainital Bank	69	5	4	6.90	4	6.90	1	1	67	24	
17	Axis Bank	14	0	0	0.00	0	0.00	0	0	0	0	
18	ICICI bank	12	0	0	0.00	0	0.00	0	0	0	0	
19	IDBI Bank	18	1	0	0.00	0	0.00	1	1	386	534	
20	HDFC Bank	14	0	0	0.00	0	0.00	0	0	0	0	
21	The J & K Bank	3	0	0	0.00	0	0.00	0	0	4	15	
22	Fedral Bank Ltd	1	0	0	0.00	0	0.00	0	0	0	0	
23	IndusInd Bank	4	0	0	0.00	0	0.00	0	0	0	0	
24	The Karnataka bank	3	0	0	0.00	0	0.00	0	0	4	6	
25	The South Indian Bank Ltd	1	0	0	0.00	0	0.00	0	0	0	0	
26	Standard Chartered Bank	1	0	0	0.00	0	0.00	0	0	0	0	
27	Yes Bank	4	0	0	0.00	0	0.00	0	0	60	3013	
28	Kotak Mahinda	4	0	0	0.00	0	0.00	0	0	0	0	
29	Bandhan Bank	3	0	0	0.00	0	0.00	0	0	0	0	
30	Ujjivan Financial Services	1	0	0	0.00	0	0.00	0	0	0	0	
31	Utkarsh Micro Finance	5	0	0	0.00	0	0.00	0	0	0	0	
32	IDFC Bank	1	0	0	0.00	0	0.00	0	0	0	0	
G	Total Private Bank	158	6	4	6.9	4	6.9	0	2	521	3592.52	
H	Total All Bank (F+G)	1740	94	56	64.51	18	26.77	1	37	16212	27189	

SCHEDULE CASTE
FROM 01.04.2020 TO 30.06.2020

(₹ In lacs)

S. No.	Name of the Bank	Target	Received		Sanctioned		Disbursed		Returned	Pending	Outstanding since the launch of scheme i.e 2002-02 to 30.06.2020	
			No.	Amt.	No.	Amt.	No.	Amt.			No.	Amt.
1	State Bank of India	252	17	12.05	11	12.05	2	7.00	1	5	2756	3597.28
2	Punjab National Bank	176	18	16.60	11	16.60	1	0.50	0	7	2069	959.01
3	Bank of Baroda	87	6	0.00	0	0.00	0	0.00	0	6	299	466.16
A	Total Lead Banks	515	41	28.65	22	28.65	3	7.50	1	18	5124	5022
4	Union Bank of India	73	2	0.00	0	0.00	0	0.00	0	2	314	782.30
5	Canara Bank	71	4	1.50	2	1.50	2	1.50	0	2	96	74.87
6	Central Bank of India	30	1	0.00	0	0.00	0	0.00	0	1	34	494.15
7	Punjab & Sind Bank	25	1	0.00	0	0.00	0	0.00	0	1	67	47.60
8	UCO Bank	31	0	0.00	0	0.00	0	0.00	0	0	118	106.60
9	Indian Overseas Bank	30	0	0.00	0	0.00	0	0.00	0	0	115	205.14
10	Bank of India	28	0	0.00	0	0.00	0	0.00	0	0	850	370.86
11	Indian Bank	34	1	0.50	1	0.50	1	0.50	0	0	384	588.99
12	Bank of Maharashtra	4	0	0.00	0	0.00	0	0.00	0	0	26	48.00
B	Total Non-Lead Banks	326	9	2.00	3	2.00	3	2.00	0	6	2004	2719
C	Total N. Banks (A + B)	841	50	30.65	25	30.65	6	9.50	1	24	7128	7741
13	Uttarakhand G.B	176	7	1.50	3	1.50	1	0.50	0	4	591	568.19
14	U.P. Gramin Bank	1	0	0.00	0	0.00	0	0.00	0	0	0	0.00
D	Total R.R.B.	177	7	1.5	3	1.5	1	0.5	0	4	591	568.19
15	Co-operative Bank	310	26	7.46	19	7.46	5	1.87	0	7	907	394.77
E	Total Cooperative	310	26	7.46	19	7.46	5	1.87	0	7	907	395
F	Total (C+D+E)	1328	83	39.61	47	39.61	12	11.87	1	35	8626	8704
16	Nainital Bank	59	4	1.90	3	1.90	3	1.90	0	1	53	19.33
17	Axis Bank	11	0	0.00	0	0.00	0	0.00	0	0	0	0.00
18	ICICI bank	9	0	0.00	0	0.00	0	0.00	0	0	0	0.00
19	IDBI Bank	15	1	0.00	0	0.00	0	0.00	0	1	106	154.45
20	HDFC Bank	11	0	0.00	0	0.00	0	0.00	0	0	0	0.00
21	The J & K Bank	3	0	0.00	0	0.00	0	0.00	0	0	0	0.00
22	Fedral Bank Ltd	1	0	0.00	0	0.00	0	0.00	0	0	0	0.00
23	IndusInd Bank	4	0	0.00	0	0.00	0	0.00	0	0	0	0.00
24	The Karnataka bank	3	0	0.00	0	0.00	0	0.00	0	0	3	3.49
25	The South Indian Bank Ltd	1	0	0.00	0	0.00	0	0.00	0	0	0	0.00
26	Standard Chartered Bank	1	0	0.00	0	0.00	0	0.00	0	0	0	0.00
27	Yes Bank	4	0	0.00	0	0.00	0	0.00	0	0	0	0.00
28	Kotak Mahinda	3	0	0.00	0	0.00	0	0.00	0	0	0	0.00
29	Bandhan Bank	3	0	0.00	0	0.00	0	0.00	0	0	0	0.00
30	Ujjivan Financial Services	1	0	0.00	0	0.00	0	0.00	0	0	0	0.00
31	Utkarsh Micro Finance	5	0	0.00	0	0.00	0	0.00	0	0	0	0.00
32	IDFC Bank	1	0	0.00	0	0.00	0	0.00	0	0	0	0.00
G	Total Private Bank	135	5	1.90	3	1.90	3	1.90	0	2	162	177
H	Total All Bank (F+G)	1463	88	41.51	50	41.51	15	13.77	1	37	8788	8881

SCHEDULE TRIBE
FROM 01.04.2020 TO 30.06.2020

(₹ In lacs)

S. No.	Name of the Bank	Target	Received		Sanctioned		Disbursed		Returned	Pending	Outstanding since the launch of scheme i.e 2002-02 to 30.06.2020	
			No.	Amt.	No.	Amt.	No.	Amt.			No.	Amt.
1	State Bank of India	15	0	0.00	0	0.00	0	0.00	0	0	1292	1712.54
2	Punjab National Bank	13	0	0.00	0	0.00	0	0.00	0	0	540	277.74
3	Bank of Baroda	9	0	0.00	0	0.00	0	0.00	0	0	141	311.19
A	Total Lead Banks	37	0	0.00	0	0.00	0	0.00	0	0	1973	2301
4	Union Bank of India	6	0	0.00	0	0.00	0	0.00	0	0	19	32.80
5	Canara Bank	7	0	0.00	0	0.00	0	0.00	0	0	23	18.70
6	Central Bank of India	3	0	0.00	0	0.00	0	0.00	0	0	0	18.19
7	Punjab & Sind Bank	5	0	0.00	0	0.00	0	0.00	0	0	11	7.35
8	UCO Bank	3	0	0.00	0	0.00	0	0.00	0	0	248	151.14
9	Indian Overseas Bank	2	0	0.00	0	0.00	0	0.00	0	0	59	93.53
10	Bank of India	2	0	0.00	0	0.00	0	0.00	0	0	23	67.44
11	Indian Bank	2	0	0.00	0	0.00	0	0.00	0	0	133	179.70
12	Bank of Maharashtra	1	0	0.00	0	0.00	0	0.00	0	0	0	0.00
B	Total Non-Lead Banks	31	0	0.00	0	0.00	0	0.00	0	0	516	569
C	Total N. Banks (A + B)	68	0	0.00	0	0.00	0	0.00	0	0	2489	2870
13	Uttarakhand G.B	13	0	0.00	0	0.00	0	0.00	0	0	1707	266.97
14	U.P. Gramin Bank	1	0	0.00	0	0.00	0	0.00	0	0	0	0.00
D	Total R.R.B.	14	0	0.00	0	0.00	0	0.00	0	0	1707	267
15	Co-operative Bank	9	0	0.00	0	0.00	0	0.00	0	0	123	65.84
E	Total Cooperative	9	0	0.00	0	0.00	0	0.00	0	0	123	66
F	Total (C+D+E)	91	0	0.00	0	0.00	0	0.00	0	0	4319	3203
16	Nainital Bank	5	0	0.00	0	0.00	0	0.00	0	0	13	3.70
17	Axis Bank	1	0	0.00	0	0.00	0	0.00	0	0	0	0.00
18	ICICI bank	1	0	0.00	0	0.00	0	0.00	0	0	0	0.00
19	IDBI Bank	1	0	0.00	0	0.00	0	0.00	0	0	40	67.08
20	HDFC Bank	1	0	0.00	0	0.00	0	0.00	0	0	0	0.00
21	The J & K Bank	0	0	0.00	0	0.00	0	0.00	0	0	0	0.00
22	Fedral Bank Ltd	0	0	0.00	0	0.00	0	0.00	0	0	0	0.00
23	IndusInd Bank	0	0	0.00	0	0.00	0	0.00	0	0	0	0.00
24	The Karnataka bank	0	0	0.00	0	0.00	0	0.00	0	0	0	0.00
25	The South Indian Bank Ltd	0	0	0.00	0	0.00	0	0.00	0	0	0	0.00
26	Standard Chartered Bank	0	0	0.00	0	0.00	0	0.00	0	0	0	0.00
27	Yes Bank	0	0	0.00	0	0.00	0	0.00	0	0	0	0.00
28	Kotak Mahinda	0	0	0.00	0	0.00	0	0.00	0	0	0	0.00
29	Bandhan Bank	0	0	0.00	0	0.00	0	0.00	0	0	0	0.00
30	Ujjivan Financial Services	0	0	0.00	0	0.00	0	0.00	0	0	0	0.00
31	Utkarsh Micro Finance	0	0	0.00	0	0.00	0	0.00	0	0	0	0.00
32	IDFC Bank	0	0	0.00	0	0.00	0	0.00	0	0	0	0.00
G	Total Private Bank	9	0	0.00	0	0.00	0	0.00	0	0	53	71
H	Total All Bank (F+G)	100	0	0.00	0	0.00	0	0.00	0	0	4372	3274

MINORITY
FROM 01.04.2020 TO 30.06.2020

(₹ In lacs)

S. No.	Name of the Bank	Target	Receieved	Sanctioned		Disbursed		Returned	Pending	Outstanding since the launch of scheme i.e 2002-02 to 30.06.2020	
			No.	No.	Amt.	No.	Amt.	No	No	No.	Amt.
1	State Bank of India	26	1	1	5.00	0	0.00	0	0	771	1238.87
2	Punjab National Bank	25	2	2	8.00	2	8.00	0	0	183	261.08
3	Bank of Baroda	13	1	1	1.00	0	0.00	0	0	708	6831.03
A	Total Lead Banks	64	4	4	14.00	2	8.00	0	0	1662	8331
4	Union Bank of India	14	0	0	0.00	0	0.00	0	0	46	56.81
5	Canara Bank	16	0	0	0.00	0	0.00	0	0	105	117.15
6	Central Bank of India	7	0	0	0.00	0	0.00	0	0	244	1777.39
7	Punjab & Sind Bank	3	0	0	0.00	0	0.00	0	0	5	5.10
8	UCO Bank	7	0	0	0.00	0	0.00	0	0	9	37.10
9	Indian Overseas Bank	4	0	0	0.00	0	0.00	0	0	150	201.80
10	Bank of India	7	1	1	4.00	0	0.00	0	0	97	133.69
11	Indian Bank	9	0	0	0.00	0	0.00	0	0	332	708.47
12	Bank of Maharashtra	0	0	0	0.00	0	0.00	0	0	39	226.36
B	Total Non-Lead Banks	67	1	1	4.00	0	0.00	0	0	1027	3264
C	Total N. Banks (A + B)	131	5	5	18.00	2	8.00	0	0	2689	11595
13	Uttarakhand G.B	14	0	0	0.00	0	0.00	0	0	57	95.00
14	U.P. Gramin Bank	0	0	0	0.00	0	0.00	0	0	0	0.00
D	Total R.R.B.	14	0	0	0.00	0	0.00	0	0	57	95
15	Co-operative Bank	18	0	0	0.00	0	0.00	0	0	0	0.00
E	Total Cooperative	18	0	0	0.00	0	0.00	0	0	0	0
F	Total (C+D+E)	163	5	5	18.00	2	8.00	0	0	2746	11690
16	Nainital Bank	5	1	1	5.00	1	5.00	0	0	1	1.25
17	Axis Bank	2	0	0	0.00	0	0.00	0	0	0	0.00
18	ICICI bank	2	0	0	0.00	0	0.00	0	0	0	0.00
19	IDBI Bank	2	0	0	0.00	0	0.00	0	0	240	312.17
20	HDFC Bank	2	0	0	0.00	0	0.00	0	0	0	0.00
21	The J & K Bank	0	0	0	0.00	0	0.00	0	0	4	14.66
22	Fedral Bank Ltd	0	0	0	0.00	0	0.00	0	0	0	0.00
23	IndusInd Bank	0	0	0	0.00	0	0.00	0	0	0	0.00
24	The Karnataka bank	0	0	0	0.00	0	0.00	0	0	1	2.99
25	The South Indian Bank Ltd	0	0	0	0.00	0	0.00	0	0	0	0.00
26	Standard Chartered Bank	0	0	0	0.00	0	0.00	0	0	0	0.00
27	Yes Bank	0	0	0	0.00	0	0.00	0	0	60	3013.40
28	Kotak Mahinda	1	0	0	0.00	0	0.00	0	0	0	0.00
29	Bandhan Bank	0	0	0	0.00	0	0.00	0	0	0	0.00
30	Ujjivan Financial Services	0	0	0	0.00	0	0.00	0	0	0	0.00
31	Utkarsh Micro Finance	0	0	0	0.00	0	0.00	0	0	0	0.00
32	IDFC Bank	0	0	0	0.00	0	0.00	0	0	0	0.00
G	Total Private Bank	14	1	1	5.00	1	5.00	0	0	306	3344
H	Total All Bank (F+G)	177	6	6	23.00	3	13.00	0	0	3052	15034

NATIONAL URBAN LIVELIHOOD MISSION (NULM) INDIVIDUALS

FROM 01.04.2020 to 30.06.2020

(₹ in lacs)

Sr. No.	Name of the Bank	No. of Branches	Yearly Target	Received	Sanctioned	Loan Disbursed	Return	Pending	Outstanding since inception	
			No.	No.	No.	No.	No.	No.	No.	Amt.
1	State Bank of India	431	135	9	3	3	2	4	412	396.90
2	Punjab National Bank	329	115	14	4	4	5	5	708	731.91
3	Bank of Baroda	155	59	1	0	0	0	1	312	426.57
A	Total Lead Banks	915	309	24	7	7	7	10	1432	1555
4	Union Bank of India	123	59	2	1	1	0	1	208	114.98
5	Canara Bank	144	57	7	5	5	0	2	160	182.21
6	Central Bank of India	42	28	1	0	0	0	1	193	195.76
7	Punjab & Sind Bank	44	17	0	0	0	0	0	65	94.76
8	UCO Bank	57	23	6	2	2	0	4	370	297.06
9	Indian Overseas Bank	45	20	1	0	0	0	1	237	224.05
10	Bank of India	35	18	0	0	0	0	0	69	96.80
11	Indian Bank	53	34	2	1	1	0	1	13	11.77
12	Bank of Maharashtra	5	5	0	0	0	0	0	20	55.49
B	Total Non-Lead Banks	548	261	19	9	9	0	10	1335	1273
C	Total N. Banks (A + B)	1463	570	43	16	16	7	20	2767	2828
13	Uttarakhand G.B	286	57	9	5	5	0	4	210	215.37
14	U.P. Gramin Bank	1	0	0	0	0	0	0	0	0.00
D	Total R.R.B.	287	57	9	5	5	0	4	210	215
15	Co-operative Bank	289	41	1	0	0	0	1	11	19.19
E	Total Cooperative	289	41	1	0	0	0	1	11	19
F	Total (C+D+E)	2039	668	53	21	21	7	25	2988	3063
16	Nainital Bank	81	29	3	1	1	0	2	151	163.77
17	Axis Bank	52	20	6	0	0	2	4	4	6.48
18	ICICI bank	38	14	0	0	0	0	0	0	0.00
19	IDBI Bank	31	16	4	2	2	0	2	40	38.94
20	HDFC Bank	48	11	0	0	0	0	0	0	0.00
21	The J & K Bank	3	2	0	0	0	0	0	0	0.00
22	Fedral Bank Ltd	1	0	0	0	0	0	0	0	0.00
23	IndusInd Bank	11	5	0	0	0	0	0	0	0.00
24	The Karnataka bank	4	0	1	0	0	0	1	3	3.59
25	The South Indian Bank Ltd	1	0	0	0	0	0	0	0	0.00
26	Standard Chartered Bank	1	0	0	0	0	0	0	0	0.00
27	Yes Bank	17	2	0	0	0	0	0	0	0.00
28	Kotak Mahinda	10	2	0	0	0	0	0	0	0.00
29	Bandhan Bank	12	2	0	0	0	0	0	0	0.00
30	Ujjivan Financial Services	4	0	0	0	0	0	0	0	0.00
31	Utkarsh Micro Finance	17	1	0	0	0	0	0	0	0.00
32	IDFC Bank	2	0	0	0	0	0	0	0	0.00
G	Total Private Bank	333	104	14	3	3	2	9	198	213
H	Total All Bank (F+G)	2372	772	67	24	24	9	34	3186	3276

NATIONAL RURAL LIVELIHOOD MISSION (NRLM)

FROM 01.04.2020 TO 30.06.2020

(₹ in Lacs)

S.No	Name of Bank	Group Target	Group Recvd.	Group Sanctioned		Group Loan Disbursed		Returned	Pending Group loan		Outstanding Since Inception	
				No.	Amt.	A/cs	Amt.		<1M	>1M	A/cs	Amt.
		No.	No.	No.	Amt.	A/cs	Amt.	No.	No.	No.	A/cs	Amt.
1	State Bank of India	1790	256	81	90.92	0	0	33	63	79	3593	3011.45
2	Punjab National Bank	1233	185	98	178.21	0	0	44	17	26	2072	1205.66
3	Bank of Baroda	569	80	0	0	0	0	0	28	52	562	278.95
A	Total Lead Banks	3592	521	179	269.13	0	0	77	108	157	6227	4496.06
4	Union Bank of India	410	158	3	4	0	0	0	71	84	406	181.66
5	Canara Bank	345	96	0	0	0	0	0	22	74	218	435.62
6	Central Bank of India	85	21	0	0	0	0	0	9	12	13	7.28
7	Punjab & Sind Bank	91	24	1	1	0	0	0	7	16	142	122.01
8	UCO Bank	155	51	1	1	0	0	0	20	30	32	28.36
9	Indian Overseas Bank	126	10	0	0	0	0	0	3	7	144	174.10
10	Bank of India	76	7	0	0	0	0	0	3	4	20	30.52
11	Indian Bank	129	63	0	0	0	0	0	16	47	61	54.10
12	Bank of Maharashtra	6	0	0	0	0	0	0	0	0	0	0.00
B	Total Non-Lead Banks	1423	430	5	6	0	0	0	151	274	1036	1034
C	Total N. Banks (A + B)	5015	951	184	275	0	0	77	259	431	7263	5530
13	Uttarakhand G.B	2459	840	87	168.22	0	0	102	204	447	3564	1360.47
14	U.P. Gramin Bank	5	0	0	0	0	0	0	0	0	0	0.00
D	Total R.R.B.	2464	840	87	168	0	0	102	204	447	3564	1360
15	Co-operative Bank	2479	628	0	0	0	0	0	210	418	2951	678.27
E	Total Cooperative	2479	628	0	0	0	0	0	210	418	2951	678
F	Total (C+D+E)	9958	2419	271	443	0	0	179	673	1296	13778	7568
16	Nainital bank	289	72	0	0.00	0	0.00	6	18	48	80	53.39
17	Axis Bank	18	0	0	0	0	0	0	0	0	0	0.00
18	ICICI bank	7	1	0	0	0	0	0	1	0	0	0.00
19	IDBI Bank	54	10	0	0	0	0	0	1	9	10	10.40
20	HDFC Bank	15	0	0	0	0	0	0	0	0	0	0.00
21	The J & K Bank	0	0	0	0	0	0	0	0	0	0	0.00
22	Fedral Bank Ltd	0	0	0	0	0	0	0	0	0	0	0.00
23	IndusInd Bank	5	0	0	0	0	0	0	0	0	0	0.00
24	The Karnataka bank	0	0	0	0	0	0	0	0	0	0	0.00
25	The South Indian Bank Ltd	0	0	0	0	0	0	0	0	0	0	0.00
26	Standard Chartered Bank	0	0	0	0	0	0	0	0	0	0	0.00
27	Yes Bank	0	0	0	0	0	0	0	0	0	0	0.00
28	Kotak Mahinda	0	0	0	0	0	0	0	0	0	0	0.00
29	Bandhan Bank	0	0	0	0	0	0	0	0	0	0	0.00
30	Ujjivan	0	0	0	0	0	0	0	0	0	0	0.00
31	Utkarsh	7	0	0	0	0	0	0	0	0	0	0.00
32	IDFC	0	0	0	0	0	0	0	0	0	0	0.00
G	Total Private Bank	395	83	0	0	0	0	6	20	57	90	64
H	Total All Bank (F+G)	10353	2502	271	443.35	0	0.00	185	693	1353	13868	7632

HORTICULTURE FINANCING
OUTSTANDING AS ON 30TH JUNE 2020

(₹ in Lacs)

S. No.	Name of the Bank	Floriculture		Orchards		Medicinal & Aromatic Plants		100 Sq Mtr Poly House		Total Horticulture	
		No.	Amt.	No.	Amt.	No.	Amt.	No.	Amt.	No.	Amt.
1	State Bank of India	32	369.37	11	30.01	15	66.63	2	8.00	60	474.01
2	Punjab National Bank	599	1670.16	15	82.81	6	103.59	13	84.00	633	1940.56
3	Bank of Baroda	13	17.42	0	0.00	0	0.00	0	0.00	13	17.42
A	Total Lead Banks	644	2056.95	26	112.82	21	170.22	15	92.00	706	2431.99
4	Union Bank of India	16	37.91	2	13.00	0	0.00	2	105.00	20	155.91
5	Canara Bank	13	315.91	0	0.00	0	0.00	0	0.00	13	315.91
6	Central Bank of India	6	6.88	2	4.00	1	7.01	0	0.00	9	17.89
7	Punjab & Sind Bank	0	0.00	0	0.00	0	0.00	0	0.00	0	0.00
8	UCO Bank	0	0.00	0	0.00	0	0.00	0	0.00	0	0.00
9	Indian Overseas Bank	97	118.25	23	157.32	3	0.41	0	0.00	123	275.98
10	Bank of India	2	10.28	0	0.00	1	80.00	0	0.00	3	90.28
11	Indian Bank	2	92.10	0	0.00	2	102.20	0	0.00	4	194.30
12	Bank of Maharashtra	0	0.00	0	0.00	1	45.00	0	0.00	1	45.00
B	Total Non-Lead Banks	136	581.33	27	174.32	8	234.62	2	105.00	173	1095.27
C	Total N. Banks (A + B)	780	2638.28	53	287.14	29	404.84	17	197.00	879	3527.26
13	Uttarakhand G.B	0	0.00	0	0.00	30	3.87	0	0.00	30	3.87
14	Prathama U.P Gramin Bank	0	0.00	0	0.00	0	0.00	0	0.00	0	0.00
D	Total R.R.B.	0	0.00	0	0.00	30	3.87	0	0.00	30	3.87
15	Co-operative Bank	17	31.05	20	28.67	0	0.00	20	36.37	57	96.09
E	Total Cooperative	17	31.05	20	28.67	0	0.00	20	36.37	57	96.09
F	Total (C+D+E)	797	2669.33	73	315.81	59	408.71	37	233.37	966	3627.22
16	Nainital Bank	4	200.30	0	0.00	0	0.00	0	0.00	4	200.30
17	Axis Bank	0	0.00	0	0.00	0	0.00	0	0.00	0	0.00
18	ICICI bank	0	0.00	0	0.00	0	0.00	0	0.00	0	0.00
19	IDBI Bank	10	56.56	0	0.00	0	0.00	7	68.07	17	124.63
20	HDFC Bank	0	0.00	0	0.00	0	0.00	0	0.00	0	0.00
21	The J & K Bank	0	0.00	0	0.00	0	0.00	0	0.00	0	0.00
22	Fedral Bank Ltd	0	0.00	0	0.00	0	0.00	0	0.00	0	0.00
23	IndusInd Bank	0	0.00	0	0.00	0	0.00	0	0.00	0	0.00
24	The Karnataka bank	0	0.00	0	0.00	0	0.00	0	0.00	0	0.00
25	The South Indian Bank Ltd	0	0.00	0	0.00	0	0.00	0	0.00	0	0.00
26	Standard Chartered Bank	0	0.00	0	0.00	0	0.00	0	0.00	0	0.00
27	Yes Bank	0	0.00	0	0.00	0	0.00	0	0.00	0	0.00
28	Kotak Mahinda	0	0.00	0	0.00	0	0.00	0	0.00	0	0.00
29	BANDHAN BANK	0	0.00	0	0.00	0	0.00	0	0.00	0	0.00
30	UJJIVAN FINANCIAL SERVICES	0	0.00	0	0.00	0	0.00	0	0.00	0	0.00
31	UTKARSH MICRO FINANCE	0	0.00	0	0.00	0	0.00	0	0.00	0	0.00
32	IDFC Bank	0	0.00	0	0.00	0	0.00	0	0.00	0	0.00
G	Total Private Bank	14	256.86	0	0.00	0	0.00	7	68.07	21	324.93
H	Total All Bank (F+G)	811	2926.19	73	315.81	59	408.71	44	301.44	987	3952.15

KVIC/KVIB (Intt. Subsidy Scheme)

FROM 01.04.2020 TO 30.06.2020

(₹ in Lacs)

S. No.	Name of the Bank	Received	APPLICATIONS KVIC (INTT. SUBSIDY SCHEME)							
			Sanctioned		Disbursed		Returned	Pending for Disbursement	Total Outstanding as on 30.06.2020	
			No.	Amt.	No.	Amt.	No.	No.	No.	Amt.
1	State Bank of India	0	0	0.00	0	0.00	0	0	261	615.54
2	Punjab National Bank	182	70	240.60	52	203.11	112	18	134	272.63
3	Bank of Baroda	0	0	0.00	0	0.00	0	0	108	299.74
A	Total Lead Banks	182	70	240.60	52	203.11	112	18	503	1187.91
4	Union Bank of India	0	0	0.00	0	0.00	0	0	141	217.87
5	Canara Bank	0	0	0.00	0	0.00	0	0	0	0.00
6	Central Bank of India	0	0	0.00	0	0.00	0	0	2	2.04
7	Punjab & Sind Bank	0	0	0.00	0	0.00	0	0	1	4.75
8	UCO Bank	0	0	0.00	0	0.00	0	0	1	3.60
9	Indian Overseas Bank	0	0	0.00	0	0.00	0	0	22	107.24
10	Bank of India	0	0	0.00	0	0.00	0	0	42	124.96
11	Indian Bank	0	0	0.00	0	0.00	0	0	0	0.00
12	Bank of Maharashtra	0	0	0.00	0	0.00	0	0	10	44.25
B	Total Non-Lead Banks	0	0	0.00	0	0.00	0	0	219	504.71
C	Total N. Banks (A + B)	182	70	240.60	52	203.11	112	18	722	1692.62
13	Uttarakhand G.B	0	0	0.00	0	0.00	0	0	669	933.06
14	Prathama U.P Gramin Bank	0	0	0.00	0	0.00	0	0	0	0.00
D	Total R.R.B.	0	0	0.00	0	0.00	0	0	669	933.06
15	Co-operative Bank	3	3	7.00	2	7.00	0	1	67	189.76
E	Total Cooperative	3	3	7.00	2	7.00	0	1	67	189.76
F	Total (C+D+E)	185	73	247.60	54	210.11	112	19	1458	2815.44
16	Nainital Bank	0	0	0.00	0	0.00	0	0	116	257.60
17	Axis Bank	0	0	0.00	0	0.00	0	0	0	0.00
18	ICICI bank	0	0	0.00	0	0.00	0	0	0	0.00
19	IDBI Bank	0	0	0.00	0	0.00	0	0	6	17.85
20	HDFC Bank	0	0	0.00	0	0.00	0	0	0	0.00
21	The J & K Bank	0	0	0.00	0	0.00	0	0	0	0.00
22	Fedral Bank Ltd	0	0	0.00	0	0.00	0	0	0	0.00
23	IndusInd Bank	0	0	0.00	0	0.00	0	0	0	0.00
24	The Karnataka bank	0	0	0.00	0	0.00	0	0	0	0.00
25	The South Indian Bank Ltd	0	0	0.00	0	0.00	0	0	0	0.00
26	Standard Chartered Bank	0	0	0.00	0	0.00	0	0	0	0.00
27	Yes Bank	0	0	0.00	0	0.00	0	0	0	0.00
28	Kotak Mahinda	0	0	0.00	0	0.00	0	0	0	0.00
29	BANDHAN BANK	0	0	0.00	0	0.00	0	0	0	0.00
30	UJJIVAN FINANCIAL SERVICES	0	0	0.00	0	0.00	0	0	0	0.00
31	UTKARSH MICRO FINANCE	0	0	0.00	0	0.00	0	0	0	0.00
32	IDFC Bank	0	0	0.00	0	0.00	0	0	0	0.00
G	Total Private Bank	0	0	0.00	0	0.00	0	0	122	275.45
H	Total All Bank (F+G)	185	73	247.60	54	210.11	112	19	1580	3090.89

PRADHAN MANTRI FASAL BIMA YOJANA (PMFBY)

Implementing Agency : Agriculture Insurance Company of India Limited, Dehradun, U.K.

AS ON 30 June 2020

(₹ in Lacs)

S. No.	Name of the Bank	Total Crop loan Disbursed	Crop Loan Insured for notified crops	No. of Farmers Insured	Premium Collected	Claim Disbursed	Farmer Benefitted
		Amt.	Amt.	No.	Amt.	Amt.	No.
1	State Bank of India	22710	1685.37	4147	33.71	17.60	145
2	Punjab National Bank	16756	968.82	2210.00	19.38	3.27	25.00
3	Bank of Baroda	13570	792.42	1415	15.85	2.65	20
A	Total Lead Banks	53036	3446.61	7772.00	68.93	23.52	190.00
4	Union Bank of India	2414	197.48	472.00	3.95	0.72	3.00
5	Canara Bank	1663	42.71	647.00	0.85	0.18	1.00
6	Central Bank of India	143	47.47	230	0.949	0.00	0
7	Punjab & Sind Bank	2335	20.47	44	0.41	0.00	0
8	UCO Bank	43	144.46	349	2.89	0.12	3
9	Indian Overseas Bank	38	0.00	0	0.00	0.00	0
10	Bank of India	1072	170.41	572	3.408	0.03	1
11	Indian Bank	1354	367.43	426.00	7.35	1.62	9.00
12	Bank of Maharashtra	10	0.00	0	0.00	0.00	0
B	IDBI Bank	9073	0.00	0	0.00	0.00	0
C	Total Non-Lead Banks	62108	990.43	2740.00	19.81	2.68	17.00
13	Total N. Banks (A + B)	4954	4437.05	10512.00	88.74	26.20	207.00
14	Uttarakhand G.B	469	1571.30	4689	31.43	1.40	15
D	U.P. Gramin Bank	5423	0.00	0	0.00	0.00	0
15	Total R.R.B.	41518	1571.30	4689.00	31.43	1.40	15.00
E	Co-operative Bank	41518	2418.74	13153	48.37	59.47	531
F	Total Cooperative	109050	2418.74	13153.00	48.37	59.47	531.00
16	Total (C+D+E)	82	8427.09	28354.00	168.54	87.07	753.00
17	Nainital Bank	1324	20.63	61	0.41	0.15	2
18	Axis Bank	296	5.07	19	0.10	0.00	0
19	ICICI bank	24	162.50	76	3.25	0.00	0
20	HDFC Bank	2172	80.54	35	1.61	3.45	6
21	The J & K Bank	0	0.00	0	0.00	0.00	0
22	Fedral Bank Ltd	0	0.00	0	0.00	0.00	0
23	IndusInd Bank	12	0.00	0	0.00	0.00	0
24	The Karnataka bank	0	0.00	0	0.00	0.00	0
25	The South Indian Bank Ltd	0	0.00	0	0.00	0.00	0
26	Standard Chartered Bank	0	0.00	0	0.00	0.00	0
27	Yes Bank	0	18.48	18	0.37	0.00	0
28	Kotak Mahinda	0	0.00	0	0.00	0.00	0
29	BANDHAN BANK	0	0.00	0	0.00	0.00	0
30	UJJIVAN FINANCIAL SERVICES	0	0.00	0	0.00	0.00	0
31	UTKARSH MICRO FINANCE	0	0.00	0	0.00	0.00	0
32	IDFC Bank	0	0.00	0	0.00	0.00	0
G	Total Private Bank	3912	287.20	209.00	5.74	3.61	8.00
H	Total All Bank (F+G)	112962	8714.29	28563.00	174.28	90.68	761.00

RESTRUCTURED WEATHER BASED CROP INSURANCE SCHEME
AS ON 30 June 2020

(₹ in Lacs)

S.No.	Name of the Bank	Total Crop loan Disbursed	Crop Loan Insured for notified crops	No. of Farmers Insured	Premium Collected	Claim Disbursed	Farmer Benefitted
		Amt.	Amt.	No.	Amt.	Amt.	No.
1	State Bank of India	22710	2107.30	4439	105.37	0.00	0
2	Punjab National Bank	16756	251.57	1141	12.58	0.00	0
3	Bank of Baroda	13570	593.30	1724	29.67	0.00	0
A	Total Lead Banks	53036	2952.18	7304	147.61	0.00	0
4	Union Bank of India	2414	26.47	67	1.32	0.00	0
5	Canara Bank	1663	11.23	103	0.56	0.00	0
6	Central Bank of India	143	18.66	89	0.93	0.00	0
7	Punjab & Sind Bank	2335	0.00	0	0.00	0.00	0
8	UCO Bank	43	227.00	380	11.35	0.00	0
9	Indian Overseas Bank	38	0.00	0	0.00	0.00	0
10	Bank of India	1072	56.87	301	2.84	0.00	0
11	Indian Bank	1354	3.30	19	0.16	0.00	0
12	Bank of Maharashtra	10	0.00	0	0.00	0.00	0
B	IDBI Bank	9073	1.72	5	0.09	0.00	0
C	Total Non-Lead Banks	62108	345.23	964	17.26	0.00	0
13	Total N. Banks (A + B)	4954	3297.41	8268	164.87	0.00	0
14	Uttarakhand G.B	469	2395.54	9762	119.78	0.00	0
D	U.P. Gramin Bank	5423	0.00	0	0.00	0.00	0
15	Total R.R.B.	41518	2395.54	9762	119.78	0.00	0
E	Co-operative Bank	41518	19145.06	33151	957.25	0.00	0
F	Total Cooperative	109050	19145.06	33151	957.25	0.00	0
16	Total (C+D+E)	82	24838.01	51181	1241.90	0.00	0
17	Nainital Bank	1324	59.44	174	2.97	0.00	0
18	Axis Bank	296	0.00	0	0.00	0.00	0
19	ICICI bank	24	0.00	0	0.00	0.00	0
20	HDFC Bank	2172	0.00	0	0.00	0.00	0
21	The J & K Bank	0	0.00	0	0.00	0.00	0
22	Fedral Bank Ltd	0	0.00	0	0.00	0.00	0
23	IndusInd Bank	12	0.00	0	0.00	0.00	0
24	The Karnataka bank	0	0.00	0	0.00	0.00	0
25	The South Indian Bank Ltd	0	0.00	0	0.00	0.00	0
26	Standard Chartered Bank	0	0.00	0	0.00	0.00	0
27	Yes Bank	0	0.00	0	0.00	0.00	0
28	Kotak Mahinda	0	0.00	0	0.00	0.00	0
29	BANDHAN BANK	0	0.00	0	0.00	0.00	0
30	UJJIVAN FINANCIAL SERVICES	0	0.00	0	0.00	0.00	0
31	UTKARSH MICRO FINANCE	0	0.00	0	0.00	0.00	0
32	IDFC Bank	0	0.00	0	0.00	0.00	0
G	Total Private Bank	3912	59.44	174	2.97	0.00	0
H	Total All Bank (F+G)	112962	24897.45	51355	1244.87	0.00	0

ALL TYPES OF HOUSING SCHEME PROGRESS

FROM 01.04.2020 TO 30.06.2020

(₹ in Lacs)

S. No.	Name of the Bank	Application upto Rs. 25 Lacs					
		Sanctioned During the year		Disbursed During the year		Total Outstanding as on 30.06.2020	
		No.	Amt.	No.	Amt.	No.	Amt.
1	State Bank of India	250	23.00	250	23.00	19161	81382.04
2	Punjab National Bank	57	676.77	57	426.62	17506	64548.50
3	Bank of Baroda	39	287.09	39	245.44	6271	33912.66
A	Total Lead Banks	346	986.86	346	695.06	42938	179843.20
4	Union Bank of India	169	1892.18	157	1470.19	5209	52468.29
5	Canara Bank	446	652.40	445	505.61	7054	35849.71
6	Central Bank of India	51	520.53	51	520.53	5881	7474.07
7	Punjab & Sind Bank	9	53.55	8	26.15	1733	11678.65
8	UCO Bank	192	2711.80	184	1658.84	1260	11123.05
9	Indian Overseas Bank	20	219.00	20	176.42	2200	15324.34
10	Bank of India	7	49.84	52	183.69	1689	13221.02
11	Indian Bank	134	927.52	66	401.30	2164	14554.58
12	Bank of Maharashtra	4	53.00	4	53.00	206	1792.54
B	Total Non-Lead Banks	1032	7079.82	987	4995.73	27396	163486.25
C	Total N. Banks (A + B)	1378	8066.68	1333	5690.79	70334	343329.45
13	Uttarakhand G.B	90	1174.89	295	1414.15	7728	48536.25
14	Prathama U.P Gramin Bank	0	0.00	0	0.00	14	9.00
D	Total R.R.B.	90	1174.89	295	1414.15	7742	48545.25
15	Co-operative Bank	47	637.33	47	456.04	9458	43438.92
E	Total Cooperative	47	637.33	47	456.04	9458	43438.92
F	Total (C+D+E)	1515	9878.90	1675	7560.98	87534	435313.62
16	Nainital Bank	18	261.74	18	186.84	3390	49097.34
17	Axis Bank	0	0.00	0	0.00	257	917.61
18	ICICI bank	4	92.80	4	92.80	774	7473.90
19	IDBI Bank	19	268.00	19	201.43	1186	9106.10
20	HDFC Bank	155	158.00	155	158.00	8553	59760.84
21	The J & K Bank	79	951.80	79	951.80	253	1937.28
22	Fedral Bank Ltd	2	527.00	2	527.00	28	192.00
23	IndusInd Bank	0	0.00	0	0.00	0	0.00
24	The Karnataka bank	9	144.00	4	52.00	129	1290.92
25	The South Indian Bank Ltd	0	0.00	0	0.00	0	0.00
26	Standard Chartered Bank	0	0.00	0	0.00	0	0.00
27	Yes Bank	0	0.00	0	0.00	2	0.30
28	Kotak Mahinda	0	0.00	0	0.00	0	0.00
29	BANDHAN BANK	1	10.00	1	10.00	1	1000.00
30	UJJIVAN FINANCIAL SERVICES	78	43.52	78	43.52	12855	3061.00
31	UTKARSH MICRO FINANCE	0	0.00	0	0.00	0	0.00
32	IDFC Bank	7	58.00	7	58.00	35	516.00
G	Total Private Bank	372	2514.86	367	2281.39	27463	134353.29
H	Total All Bank (F+G)	1887	12393.76	2042	9842.37	114997	569666.91

Contd.

(₹ in Lacs)

S.No.	Name of the Bank	Application Above Rs. 25 Lacs					
		Sanctioned During the year		Disbursed During the year		Outstanding as on 30.06.2020	
		No.	Amt.	No.	Amt.	No.	Amt.
1	State Bank of India	276	29.00	276	29.00	13047	241609.25
2	Punjab National Bank	70	1358.37	70	1106.44	5038	53652.22
3	Bank of Baroda	21	493.21	21	382.81	2740	33703.68
A	Total Lead Banks	367	1880.58	367	1518.25	20825	328965.15
4	Union Bank of India	1	10.00	1	10.00	5026	42813.00
5	Canara Bank	16	657.74	16	397.03	1527	32463.89
6	Central Bank of India	10	350.46	10	350.46	1746	24932.38
7	Punjab & Sind Bank	0	0.00	0	0.00	178	4728.34
8	UCO Bank	61	2043.00	54	1282.57	184	5424.56
9	Indian Overseas Bank	0	0.00	0	0.00	1668	16280.39
10	Bank of India	0	0.00	0	0.00	2230	22797.42
11	Indian Bank	85	1556.57	16	242.37	3381	32856.44
12	Bank of Maharashtra	0	0.00	0	0.00	259	2453.43
B	Total Non-Lead Banks	173	4617.77	97	2282.43	16199	184749.85
C	Total N. Banks (A + B)	540	6498.35	464	3800.68	37024	513715.00
13	Uttarakhand G.B	17	480.18	56	478.47	859	12833.71
14	Prathama U.P Gramin Bank	0	0.00	0	0.00	0	0.00
D	Total R.R.B.	17	480.18	56	478.47	859	12833.71
15	Co-operative Bank	0	0.00	0	0.00	0	0.00
E	Total Cooperative	0	0.00	0	0.00	0	0.00
F	Total (C+D+E)	557	6978.53	520	4279.15	37883	526548.71
16	Nainital Bank	9	246.50	9	221.51	1429	13871.80
17	Axis Bank	0	0.00	0	0.00	0	0.00
18	ICICI bank	55	2483.79	55	2483.79	2555	52435.00
19	IDBI Bank	9	412.70	9	327.40	964	18469.08
20	HDFC Bank	60	59.00	60	59.00	126	124.48
21	The J & K Bank	2	58.80	2	58.80	312	2926.09
22	Fedral Bank Ltd	3	188.00	5	188.00	0	0.00
23	IndusInd Bank	0	0.00	0	0.00	0	0.00
24	The Karnataka bank	3	329.00	7	500.00	169	2767.35
25	The South Indian Bank Ltd	0	0.00	0	0.00	17	136.00
26	Standard Chartered Bank	0	0.00	0	0.00	0	0.00
27	Yes Bank	0	0.00	0	0.00	0	0.00
28	Kotak Mahinda	0	0.00	0	0.00	0	0.00
29	BANDHAN BANK	0	0.00	0	0.00	0	0.00
30	UJJIVAN FINANCIAL SERVICES	0	0.00	0	0.00	0	0.00
31	UTKARSH MICRO FINANCE	0	0.00	0	0.00	0	0.00
32	IDFC Bank	2	120.00	2	120.00	37	603.00
G	Total Private Bank	143	3897.79	149	3958.50	5609	91332.80
H	Total All Bank (F+G)	700	10876.32	669	8237.65	43492	617881.51

BANK-WISE PROGRESS UNDER CREDIT GUARANTEE FUND TRUST FOR MICRO AND SMALL ENTERPRISES (CGTMSE)
POSITION AS ON 30TH JUNE 2020

(₹ in Lacs)

S. No.	Name of the Bank	No. of MSE units	Eligible under CGTMSE	Covered under CGTMSE		Gap	No. of Claim Filed	No. of Claim Pending
		No.	No.	No.	Amt.	No.		
1	State Bank of India	5994	2327	1824	9267.94	503	0	0
2	Punjab National Bank	1916	2230	2230	3008.81	0	0	0
3	Bank of Baroda	2171	615	615	2851.67	0	0	0
A	Total Leads Banks	10081	5172	4669	15128.42	503	0	0
4	Union Bank of India	1191	486	486	766.75	0	0	0
5	Canara Bank	1664	71	54	334.60	17	0	0
6	Central Bank of India	920	2	2	4.75	0	0	0
7	Punjab & Sind Bank	277	59	59	487.06	0	0	0
8	UCO Bank	763	989	989	5781.26	0	0	0
9	Indian Overseas Bank	1020	574	574	1569.86	0	0	0
10	Bank of India	8332	4328	4328	12487.94	0	0	0
11	Indian Bank	3085	754	754	4283.44	0	91	14
12	Bank of Maharashtra	117	76	76	416.2	0	0	4
B	Total Non-Leads Banks	17369	7339	7322	26131.86	17	91	18
C	Total N.Banks(A+B)	27450	12511	11991	41260.28	520	91	18
13	Uttarakhand G.B	5809	0	0	0	0	0	0
14	Prathama U.P Gramin Bank	0	0	0	0	0	0	0
D	Total R.R.B	5809	0	0	0.00	0	0	0
15	Co-operative Bank	2499	0	0	0	0	0	0
E	Total Coopreative	2499	0	0	0.00	0	0	0
F	Total(C+D+E)	35758	12511	11991	41260.28	520	91	18
16	Nainital Bank	540	7	7	13.25	0	0	0
17	Axis Bank	122	0	0	0	0	0	0
18	ICICI bank	161	0	0	0	0	0	0
19	IDBI Bank	504	10	10	162.63	0	0	0
20	HDFC Bank	651	2	2	33	0	0	0
21	The J & K Bank	0	0	0	0	0	0	0
22	Fedral Bank Ltd	12	0	0	0	0	0	0
23	IndusInd Bank	1076	0	0	0	0	0	0
24	The Karnataka bank	64	53	53	218.22	0	0	0
25	The South Indian Bank Ltd	0	0	0	0	0	0	0
26	Standard Chartered Bank	0	0	0	0	0	0	0
27	Yes Bank	145	17	17	580.61	0	0	0
28	Kotak Mahinda	76	0	0	0	0	0	0
29	BANDHAN BANK	0	0	0	0	0	0	0
30	UJJIVAN FINANCIAL SERVICES	17	0	0	0	0	0	0
31	UTKARSH MICRO FINANCE	8526	0	0	0	0	0	0
32	IDFC Bank	18	0	0	0	0	0	0
G	Total Private Bank	11912	89	89	1007.71	0	0	0
H	Total All Bank(F+G)	47670	12600	12080	42267.99	520	91	18

ADVANCES TO M.S.M.E SECTOR
POSITION AS ON 30TH JUNE 2020

(₹ in Crores)

S. No.	Name of the Bank	Total Micro & Small Enterprise				Credit to Medium Enterprises			
		Manufacturing Sector		Service Sector		Manufacturing Sector		Service Sector	
		No.	Amt.	No.	Amt.	No.	Amt.	No.	Amt.
1	State Bank of India	5994	662.58	21977	1519.07	610	97.72	2794	146.18
2	Punjab National Bank	1916	890.08	36824	2018.75	123	173.30	271	229.83
3	Bank of Baroda	2171	381.25	13243	691.96	160	91.08	1266	125.11
A	Total Lead Banks	10081	1933.91	72044	4229.78	893	362.10	4331	501.12
4	Union Bank of India	1191	115.62	15600	508.38	49	4.02	149	26.58
5	Canara Bank	1664	231.33	15754	694.83	0	0.00	12	21.33
6	Central Bank of India	920	97.86	2788	170.78	0	0.00	0	0.00
7	Punjab & Sind Bank	277	26.59	5360	213.60	0	0.00	0	0.00
8	UCO Bank	763	38.04	7667	144.41	0	0.00	0	0.00
9	Indian Overseas Bank	1020	87.54	3299	97.88	6	10.61	2	11.77
10	Bank of India	8332	284.95	15	10.27	0	0.00	0	0.00
11	Indian Bank	3085	122.03	5244	209.28	17	14.64	10	1.62
12	Bank of Maharashtra	117	9.52	240	8.12	1	0.35	0	0.00
B	Total Non-Lead Banks	17369	1013.48	55967	2057.55	73	29.62	173	61.30
C	Total N. Banks (A + B)	27450	2947.39	128011	6287.33	966	391.72	4504	562.42
13	Uttarakhand G.B	5809	129.12	17462	456.51	0	0.00	7	9.03
14	Prathama U.P Gramin Bank	0	0.00	270	1.29	0	0.00	0	0.00
D	Total R.R.B.	5809	129.12	17732	457.80	0	0.00	7	9.03
15	Co-operative Bank	2499	75.01	11353	354.25	420	54.86	950	40.55
E	Total Cooperative	2499	75.01	11353	354.25	420	54.86	950	40.55
F	Total (C+D+E)	35758	3151.52	157096	7099.38	1386	446.58	5461	612.00
16	Nainital Bank	540	124.96	5933	278.86	11	117.70	2	4.14
17	Axis Bank	122	104.60	765	161.96	1	0.23	46	47.33
18	ICICI bank	161	76.36	3120	583.37	12	20.56	111	30.13
19	IDBI Bank	504	28.75	3351	295.36	0	0.00	0	0.00
20	HDFC Bank	651	135.02	39500	456.76	9	21.73	255	36.46
21	The J & K Bank	0	0.00	111	8.20	0	0.00	0	0.00
22	Fedral Bank Ltd	12	1.28	0	0.00	0	0.00	0	0.00
23	IndusInd Bank	1076	16.10	21347	172.72	0	0.00	0	0.00
24	The Karnataka bank	64	27.32	126	33.53	0	0.00	0	0.00
25	The South Indian Bank Ltd	0	0.00	148	15.52	0	0.00	0	0.00
26	Standard Chartered Bank	0	0.00	0	0.00	0	0.00	0	0.00
27	Yes Bank	145	80.26	350	131.20	28	14.48	34	16.96
28	Kotak Mahinda	76	65.89	150	90.91	5	9.71	5	7.74
29	BANDHAN BANK	0	0.00	2083	163.46	0	0.00	0	0.00
30	UJIVAN FINANCIAL SERVICES	17	0.04	1822	5.50	0	0.00	0	0.00
31	UTKARSH MICRO FINANCE	8526	19.82	12791	29.76	0	0.00	0	0.00
32	IDFC Bank	18	5.12	85	19.70	0	0.00	2	0.17
G	Total Private Bank	11912	685.52	91682	2446.81	66	184.41	455	142.93
H	Total All Bank (F+G)	47670	3837.04	248778	9546.19	1452	630.99	5916	754.93

Contd.

(₹ in Crores)

S. No.	Name of the Bank	Total Manufacturing Sector		Total Service Sector		Total M.S.M.E	
		No.	Amt.	No.	Amt.	No.	Amt.
1	State Bank of India	6604	760.30	24771	1665.25	31375	2425.55
2	Punjab National Bank	2039	1063.38	37095	2248.58	39134	3311.96
3	Bank of Baroda	2331	472.33	14509	817.07	16840	1289.40
A	Total Lead Banks	10974	2296.01	76375	4730.90	87349	7026.91
4	Union Bank of India	1240	119.64	15749	534.96	16989	654.60
5	Canara Bank	1664	231.33	15766	716.16	17430	947.49
6	Central Bank of India	920	97.86	2788	170.78	3708	268.64
7	Punjab & Sind Bank	277	26.59	5360	213.60	5637	240.19
8	UCO Bank	763	38.04	7667	144.41	8430	182.45
9	Indian Overseas Bank	1026	98.15	3301	109.65	4327	207.80
10	Bank of India	8332	284.95	15	10.27	8347	295.22
11	Indian Bank	3102	136.67	5254	210.90	8356	347.57
12	Bank of Maharashtra	118	9.87	240	8.12	358	17.99
B	Total Non-Lead Banks	17442	1043.10	56140	2118.85	73582	3161.95
C	Total N. Banks (A + B)	28416	3339.11	132515	6849.75	160931	10188.86
13	Uttarakhand G.B	5809	129.12	17469	465.54	23278	594.66
14	Prathama U.P Gramin Bank	0	0.00	270	1.29	270	1.29
D	Total R.R.B.	5809	129.12	17739	466.83	23548	595.95
15	Co-operative Bank	2919	129.87	12303	394.80	15222	524.67
E	Total Cooperative	2919	129.87	12303	394.80	15222	524.67
F	Total (C+D+E)	37144	3598.10	162557	7711.38	199701	11309.48
16	Nainital Bank	551	242.66	5935	283.00	6486	525.66
17	Axis Bank	123	104.83	811	209.29	934	314.12
18	ICICI bank	173	96.92	3231	613.50	3404	710.42
19	IDBI Bank	504	28.75	3351	295.36	3855	324.11
20	HDFC Bank	660	156.75	39755	493.22	40415	649.97
21	The J & K Bank	0	0.00	111	8.20	111	8.20
22	Fedral Bank Ltd	12	1.28	0	0.00	12	1.28
23	IndusInd Bank	1076	16.10	21347	172.72	22423	188.82
24	The Karnataka bank	64	27.32	126	33.53	190	60.85
25	The South Indian Bank Ltd	0	0.00	148	15.52	148	15.52
26	Standard Chartered Bank	0	0.00	0	0.00	0	0.00
27	Yes Bank	173	94.74	384	148.16	557	242.90
28	Kotak Mahinda	81	75.60	155	98.65	236	174.25
29	BANDHAN BANK	0	0.00	2083	163.46	2083	163.46
30	UJIVAN FINANCIAL SERVICES	17	0.04	1822	5.50	1839	5.54
31	UTKARSH MICRO FINANCE	8526	19.82	12791	29.76	21317	49.58
32	IDFC Bank	18	5.12	87	19.87	105	24.99
G	Total Private Bank	11978	869.93	92137	2589.74	104115	3459.67
H	Total All Bank (F+G)	49122	4468.03	254694	10301.12	303816	14769.15

PROGRESS OF MUDRA LOAN UNDER PMMY
FROM 01.04.2020 TO 30.06.2020

(₹ In lacs)

S. No.	Name of the Bank	SHISHU UP TO Rs. 50000/-									
		Manufacturing		Trading		Service		Agriculture Allied Activities		Total	
		No.	Amt.	No.	Amt.	No.	Amt.	No.	Amt.	No.	Amt.
1	State Bank of India	16	7.40	120	51.60	67	24.00	6	2.00	209	85.00
2	Punjab National Bank	15	6.95	145	48.00	689	260.00	351	82.05	1200	397.00
3	Bank of Baroda	0	0.00	0	0.00	0	0.00	0	0.00	0	0.00
A	Total Lead Banks	31	14.35	265	99.60	756	284.00	357	84.05	1409	482.00
4	Union Bank of India	0	0.00	0	0.00	0	0.00	0	0.00	0	0.00
5	Canara Bank	5	2	9	4.00	276	139	278	139	568	284.00
6	Central Bank of India	44	10.36	312	15.79	1757	104.85	0	0.00	2113	131.00
7	Punjab & Sind Bank	1	0.40	44	11.73	121	27.22	8	2.65	174	42.00
8	UCO Bank	65	23.10	0	0.00	1230	234.90	0	0.00	1295	258.00
9	Indian Overseas Bank	0	0.00	0	0.00	0	0.00	0	0.00	0	0.00
10	Bank of India	0	0.00	0	0.00	0	0.00	0	0.00	0	0.00
11	Indian Bank	0	0.00	0	0.00	0	0.00	0	0.00	0	0.00
12	Bank of Maharashtra	0	0.00	0	0.00	0	0.00	0	0.00	0	0.00
B	Total Non-Lead Banks	115	35.86	365	31.52	3384	505.97	286	141.65	4150	715.00
C	Total N. Banks (A + B)	146	50.21	630	131.12	4140	789.97	643	225.70	5559	1197.00
13	Uttarakhand G.B	0	0.00	0	0.00	0	0.00	0	0.00	0	0.00
14	U.P. Gramin Bank	0	0.00	0	0.00	0	0.00	0	0.00	0	0.00
D	Total R.R.B.	0	0.00	0	0.00	0	0.00	0	0.00	0	0.00
15	Co-operative Bank	0	0.00	0	0.00	0	0.00	0	0.00	0	0.00
E	Total Cooperative	0	0.00	0	0.00	0	0.00	0	0.00	0	0.00
F	Total (C+D+E)	146	50.21	630	131.12	4140	789.97	643	225.70	5559	1197.00
16	Nainital Bank	0	0.00	0	0.00	0	0.00	0	0.00	0	0.00
17	Axis Bank	0	0.00	0	0.00	0	0.00	2	1.00	2	1.00
18	ICICI bank	255	86.00	0	0.00	0	0.00	0	0.00	255	86.00
19	IDBI Bank	0	0.00	0	0.00	2	1.00	0	0.00	2	1.00
20	HDFC Bank	0	0.00	2	0.94	78	6.06	0	0.00	80	7.00
21	The J & K Bank	0	0.00	0	0.00	3	1.00	0	0.00	3	1.00
22	Fedral Bank Ltd	0	0.00	0	0.00	0	0.00	0	0.00	0	0.00
23	IndusInd Bank	0	0.00	0	0.00	0	0.00	0	0.00	0	0.00
24	The Karnataka bank	0	0.00	0	0.00	0	0.00	0	0.00	0	0.00
25	The South Indian Bank Ltd	0	0.00	0	0.00	0	0.00	0	0.00	0	0.00
26	Standard Chartered Bank	0	0.00	0	0.00	0	0.00	0	0.00	0	0.00
27	Yes Bank	0	0.00	0	0.00	0	0.00	0	0.00	0	0.00
28	Kotak Mahinda	0	0.00	0	0.00	0	0.00	0	0.00	0	0.00
29	Bandhand Bank	0	0.00	0	0.00	0	0.00	0	0.00	0	0.00
30	UJJIVAN FINANCIAL SERVICES	0	0.00	0	0.00	0	0.00	0	0.00	0	0.00
31	UTKARSH MICRO FINANCE	0	0.00	48	12.00	9	3.00	123	56.00	180	71.00
32	IDFC Bank	0	0.00	0	0.00	0	0.00	0	0.00	0	0.00
G	Total Private Bank	255	86.00	50	12.94	92	11.06	125	57.00	522	167.00
H	Total All Bank (F+G)	401	136.21	680	144.06	4232	801.03	768	282.70	6081	1364.00

PROGRESS OF MUDRA LOAN UNDER PMMY
FROM 01.04.2020 TO 30.06.2020

(₹ In lacs)

S. No.	Name of the Bank	KISHORE ABOVE Rs. 50 K TO Rs. 5 LAKH									
		Manufacturing		Trading		Service		Agriculture Allied Activities		Total	
		No.	Amt.	No.	Amt.	No.	Amt.	No.	Amt.	No.	Amt.
1	State Bank of India	86	206.53	227	546.32	1283	3870.15	0	0.00	1596	4623.00
2	Punjab National Bank	55	198.94	241	406.00	663	1822.81	548	884.25	1507	3312.00
3	Bank of Baroda	0	0.00	0	0.00	0	0.00	0	0.00	0	0.00
A	Total Lead Banks	141	405.47	468	952.32	1946	5692.96	548	884.25	3103	7935.00
4	Union Bank of India	0	0.00	0	0.00	0	0.00	0	0.00	0	0.00
5	Canara Bank	64	109.93	82	172.00	452	1579.52	38	27.55	636	1889.00
6	Central Bank of India	82	164.55	57	93.00	399	911.45	0	0.00	538	1169.00
7	Punjab & Sind Bank	12	36.00	31	62.00	54	68.00	39	83.00	136	249.00
8	UCO Bank	22	34.00	103	140.00	361	568.00	6	17.00	492	759.00
9	Indian Overseas Bank	0	0.00	0	0.00	0	0.00	0	0.00	0	0.00
10	Bank of India	0	0.00	0	0.00	0	0.00	0	0.00	0	0.00
11	Indian Bank	0	0.00	0	0.00	0	0.00	0	0.00	0	0.00
12	Bank of Maharashtra	1	2.00	1	4.00	0	0.00	1	2.00	3	8.00
B	Total Non-Lead Banks	181	346.48	274	471.00	1266	3126.97	84	129.55	1805	4074.00
C	Total N. Banks (A + B)	322	751.95	742	1423.32	3212	8819.93	632	1013.80	4908	12009.00
13	Uttarakhand G.B	0	0.00	0	0.00	0	0.00	0	0.00	0	0.00
14	U.P. Gramin Bank	0	0.00	0	0.00	0	0.00	0	0.00	0	0.00
D	Total R.R.B.	0	0.00	0	0.00	0	0.00	0	0.00	0	0.00
15	Co-operative Bank	0	0.00	0	0.00	0	0.00	0	0.00	0	0.00
E	Total Cooperative	0	0.00	0	0.00	0	0.00	0	0.00	0	0.00
F	Total (C+D+E)	322	751.95	742	1423.32	3212	8819.93	632	1013.80	4908	12009.00
16	Nainital Bank	0	0.00	0	0.00	1	2.00	0	0.00	1	2.00
17	Axis Bank	0	0.00	0	0.00	0	0.00	183	466.00	183	466.00
18	ICICI bank	3	10.00	0	0.00	0	0.00	0	0.00	3	10.00
19	IDBI Bank	7	14.89	41	106.66	8	7.45	0	0.00	56	129.00
20	HDFC Bank	0	0.00	4	11.70	7	17.30	0	0.00	11	29.00
21	The J & K Bank	0	0.00	0	0.00	11	21.00	0	0.00	11	21.00
22	Fedral Bank Ltd	0	0.00	0	0.00	0	0.00	0	0.00	0	0.00
23	IndusInd Bank	0	0.00	0	0.00	0	0.00	0	0.00	0	0.00
24	The Karnataka bank	0	0.00	0	0.00	2	6.00	0	0.00	2	6.00
25	The South Indian Bank Ltd	0	0.00	0	0.00	0	0.00	0	0.00	0	0.00
26	Standard Chartered Bank	0	0.00	0	0.00	0	0.00	0	0.00	0	0.00
27	Yes Bank	0	0.00	0	0.00	0	0.00	0	0.00	0	0.00
28	Kotak Mahinda	0	0.00	0	0.00	0	0.00	0	0.00	0	0.00
29	BANDHAN BANK	0	0.00	0	0.00	0	0.00	0	0.00	0	0.00
30	UJJIVAN FINANCIAL SERVICES	0	0.00	0	0.00	0	0.00	0	0.00	0	0.00
31	UTKARSH MICRO FINANCE	0	0.00	0	0.00	0	0.00	0	0.00	0	0.00
32	IDFC Bank	0	0.00	0	0.00	9	20.00	0	0.00	9	20.00
G	Total Private Bank	10	24.89	45	118.36	38	73.75	183	466.00	276	683.00
H	Total All Bank (F+G)	332	776.84	787	1541.68	3250	8893.68	815	1479.80	5184	12692.00

PROGRESS OF MUDRA LOAN UNDER PMMY

FROM 01.04.2020 TO 30.06.2020

(₹ In lacs)

S. No.	Name of the Bank	TARUN ABOVE Rs. 5 LAKH TO 10 LAKH									
		Manufacturing		Trading		Service		Agriculture Allied Activities		Total	
		No.	Amt.	No.	Amt.	No.	Amt.	No.	Amt.	No.	Amt.
1	State Bank of India	21	179.00	68	531.00	374	3201.00	0	0.00	463	3911.00
2	Punjab National Bank	14	113.00	63	518.00	297	2590.00	13	103.00	387	3324.00
3	Bank of Baroda	0	0.00	0	0.00	0	0.00	0	0.00	0	0.00
A	Total Lead Banks	35	292.00	131	1049.00	671	5791.00	13	103.00	850	7235.00
4	Union Bank of India	0	0.00	0	0.00	0	0.00	0	0.00	0	0.00
5	Canara Bank	3	16.00	46	370.00	274	2148.00	2	12.00	325	2546.00
6	Central Bank of India	51	370.00	5	47.00	52	411.00	0	0.00	108	828.00
7	Punjab & Sind Bank	2	18.00	3	23.00	6	52.00	2	12.00	13	105.00
8	UCO Bank	0	0.00	11	88.00	22	186.00	0	0.00	33	274.00
9	Indian Overseas Bank	0	0.00	0	0.00	0	0.00	0	0.00	0	0.00
10	Bank of India	0	0.00	0	0.00	0	0.00	0	0.00	0	0.00
11	Indian Bank	0	0.00	0	0.00	0	0.00	0	0.00	0	0.00
12	Bank of Maharashtra	0	0.00	0	0.00	0	0.00	0	0.00	0	0.00
B	Total Non-Lead Banks	56	404.00	65	528.00	354	2797.00	4	24.00	479	3753.00
C	Total N. Banks (A + B)	91	696.00	196	1577.00	1025	8588.00	17	127.00	1329	10988.00
13	Uttarakhand G.B	0	0.00	0	0.00	0	0.00	0	0.00	0	0.00
14	U.P. Gramin Bank	0	0.00	0	0.00	0	0.00	0	0.00	0	0.00
D	Total R.R.B.	0	0.00	0	0.00	0	0.00	0	0.00	0	0.00
15	Co-operative Bank	0	0.00	0	0.00	0	0.00	0	0.00	0	0.00
E	Total Cooperative	0	0.00	0	0.00	0	0.00	0	0.00	0	0.00
F	Total (C+D+E)	91	696.00	196	1577.00	1025	8588.00	17	127.00	1329	10988.00
16	Nainital Bank	0	0.00	0	0.00	0	0.00	0	0.00	0	0.00
17	Axis Bank	0	0.00	0	0.00	0	0.00	61	531.00	61	531.00
18	ICICI bank	1	6.00	0	0.00	0	0.00	0	0.00	1	6.00
19	IDBI Bank	58	303.00	0	0.00	19	96.00	0	0.00	77	399.00
20	HDFC Bank	1	11.00	4	24.00	5	35.00	0	0.00	10	70.00
21	The J & K Bank	0	0.00	0	0.00	4	28.00	0	0.00	4	28.00
22	Fedral Bank Ltd	0	0.00	0	0.00	0	0.00	0	0.00	0	0.00
23	IndusInd Bank	0	0.00	0	0.00	0	0.00	0	0.00	0	0.00
24	The Karnataka bank	0	0.00	0	0.00	1	9.00	0	0.00	1	9.00
25	The South Indian Bank Ltd	0	0.00	0	0.00	0	0.00	0	0.00	0	0.00
26	Standard Chartered Bank	0	0.00	0	0.00	0	0.00	0	0.00	0	0.00
27	Yes Bank	0	0.00	0	0.00	0	0.00	0	0.00	0	0.00
28	Kotak Mahinda	0	0.00	0	0.00	0	0.00	0	0.00	0	0.00
29	BANDHAN BANK	0	0.00	0	0.00	0	0.00	0	0.00	0	0.00
30	UJJIVAN FINANCIAL SERVICES	0	0.00	0	0.00	0	0.00	0	0.00	0	0.00
31	UTKARSH MICRO FINANCE	0	0.00	0	0.00	0	0.00	0	0.00	0	0.00
32	IDFC Bank	0	0.00	0	0.00	1	6.00	0	0.00	1	6.00
G	Total Private Bank	60	320.00	4	24.00	30	174.00	61	531.00	155	1049.00
H	Total All Bank (F+G)	151	1016.00	200	1601.00	1055	8762.00	78	658.00	1484	12037.00

PROGRESS OF MUDRA LOAN UNDER PMMY

FROM 01.04.2020 TO 30.06.2020

(₹ In lacs)

S. No.	Name of the Bank	All Total MUDRA									
		Manufacturing		Trading		Service		Agriculture Allied Activities		Total	
		No.	Amt.	No.	Amt.	No.	Amt.	No.	Amt.	No.	Amt.
1	State Bank of India	123	392.93	415	1128.92	1724	7095.15	6	2.00	2268	8619.00
2	Punjab National Bank	84	318.89	449	972.00	1649	4672.81	912	1069.30	3094	7033.00
3	Bank of Baroda	0	0.00	0	0.00	0	0.00	0	0.00	0	0.00
A	Total Lead Banks	207	711.82	864	2100.92	3373	11767.96	918	1071.30	5362	15652.00
4	Union Bank of India	0	0.00	0	0.00	0	0.00	0	0.00	0	0.00
5	Canara Bank	72	127.93	137	546.00	1002	3866.52	318	178.55	1529	4719.00
6	Central Bank of India	177	544.91	374	155.79	2208	1427.30	0	0.00	2759	2128.00
7	Punjab & Sind Bank	15	54.40	78	96.73	181	147.22	49	97.65	323	396.00
8	UCO Bank	87	57.10	114	228.00	1613	988.90	6	17.00	1820	1291.00
9	Indian Overseas Bank	0	0.00	0	0.00	0	0.00	0	0.00	0	0.00
10	Bank of India	0	0.00	0	0.00	0	0.00	0	0.00	0	0.00
11	Indian Bank	0	0.00	0	0.00	0	0.00	0	0.00	0	0.00
12	Bank of Maharashtra	1	2.00	1	4.00	0	0.00	1	2.00	3	8.00
B	Total Non-Lead Banks	352	786.34	704	1030.52	5004	6429.94	374	295.20	6434	8542.00
C	Total N. Banks (A + B)	559	1498.16	1568	3131.44	8377	18197.90	1292	1366.50	11796	24194.00
13	Uttarakhand G.B	0	0.00	0	0.00	0	0.00	0	0.00	0	0.00
14	U.P. Gramin Bank	0	0.00	0	0.00	0	0.00	0	0.00	0	0.00
D	Total R.R.B.	0	0.00	0	0.00	0	0.00	0	0.00	0	0.00
15	Co-operative Bank	0	0.00	0	0.00	0	0.00	0	0.00	0	0.00
E	Total Cooperative	0	0.00	0	0.00	0	0.00	0	0.00	0	0.00
F	Total (C+D+E)	559	1498.16	1568	3131.44	8377	18197.90	1292	1366.50	11796	24194.00
16	Nainital Bank	0	0.00	0	0.00	1	2.00	0	0.00	1	2.00
17	Axis Bank	0	0.00	0	0.00	0	0.00	246	998.00	246	998.00
18	ICICI bank	259	102.00	0	0.00	0	0.00	0	0.00	259	102.00
19	IDBI Bank	65	317.89	41	106.66	29	104.45	0	0.00	135	529.00
20	HDFC Bank	1	11.00	10	36.64	90	58.36	0	0.00	101	106.00
21	The J & K Bank	0	0.00	0	0.00	18	50.00	0	0.00	18	50.00
22	Fedral Bank Ltd	0	0.00	0	0.00	0	0.00	0	0.00	0	0.00
23	IndusInd Bank	0	0.00	0	0.00	0	0.00	0	0.00	0	0.00
24	The Karnataka bank	0	0.00	0	0.00	3	15.00	0	0.00	3	15.00
25	The South Indian Bank Ltd	0	0.00	0	0.00	0	0.00	0	0.00	0	0.00
26	Standard Chartered Bank	0	0.00	0	0.00	0	0.00	0	0.00	0	0.00
27	Yes Bank	0	0.00	0	0.00	0	0.00	0	0.00	0	0.00
28	Kotak Mahinda	0	0.00	0	0.00	0	0.00	0	0.00	0	0.00
29	BANDHAN BANK	0	0.00	0	0.00	0	0.00	0	0.00	0	0.00
30	UJJIVAN FINANCIAL SERVICES	0	0.00	0	0.00	0	0.00	0	0.00	0	0.00
31	UTKARSH MICRO FINANCE	0	0.00	48	12.00	9	3.00	123	56.00	180	71.00
32	IDFC Bank	0	0.00	0	0.00	10	26.00	0	0.00	10	26.00
G	Total Private Bank	325	430.89	99	155.30	160	258.81	369	1054.00	953	1899.00
H	Total All Bank (F+G)	884	1929.05	1667	3286.74	8537	18456.71	1661	2420.50	12749	26093.00

**STATEMENT OF SICK UNITS (MSME) FOR UTTARAKHAND
(EXCLUDING STATE SPONSORED SCHEMES)
AS ON 30TH JUNE 2020**

(₹ in Lacs)

S. No.	Name of the Bank	Potentiality Viable Sick MSME Unit(s)		Non Viable Sick Unit(s)		Total Number of Sick MSME Unit(s)		Units Rehabilitated After Nursing		Sick viable units yet to be rehabilitated	
		No.	Amt.	No.	Amt.	No.	Amt.	No.	Amt.	No.	Amt.
1	State Bank of India	1662	3054.00	2216	4073.00	3878	7127.00	1248	2296.00	414	758.00
2	Punjab National Bank	12	22.42	264	2446.13	276	2468.55	16	36.49	13	59.04
3	Bank of Baroda	14	47.73	30	548.24	44	595.97	14	47.73	0	0.00
A	Total Lead Banks	1688	3124.15	2510	7067.37	4198	10191.52	1278	2380.22	427	817.04
4	Union Bank of India	0	0.00	0	0.00	0	0.00	0	0.00	0	0.00
5	Canara Bank	0	0.00	0	0.00	0	0.00	0	0.00	0	0.00
6	Central Bank of India	0	0.00	0	0.00	0	0.00	0	0.00	0	0.00
7	Punjab & Sind Bank	0	0.00	0	0.00	0	0.00	0	0.00	0	0.00
8	UCO Bank	0	0.00	0	0.00	0	0.00	0	0.00	0	0.00
9	Indian Overseas Bank	0	0.00	0	0.00	0	0.00	0	0.00	0	0.00
10	Bank of India	0	0.00	0	0.00	0	0.00	0	0.00	0	0.00
11	Indian Bank	68	264.75	0	0.00	68	264.75	1	150.00	44	147.88
12	Bank of Maharashtra	0	0.00	0	0.00	0	0.00	0	0.00	0	0.00
B	Total Non-Lead Banks	68	264.75	0	0.00	68	264.75	1	150.00	44	147.88
C	Total N. Banks (A + B)	1756	3388.90	2510	7067.37	4266	10456.27	1279	2530.22	471	964.92
13	Uttarakhand G.B	0	0.00	0	0.00	0	0.00	0	0.00	0	0.00
14	Prathama U.P Gramin Bank	0	0.00	0	0.00	0	0.00	0	0.00	0	0.00
D	Total R.R.B.	0	0.00	0	0.00	0	0.00	0	0.00	0	0.00
15	Co-operative Bank	0	0.00	0	0.00	0	0.00	0	0.00	0	0.00
E	Total Cooperative	0	0.00	0	0.00	0	0.00	0	0.00	0	0.00
F	Total (C+D+E)	1756	3388.90	2510	7067.37	4266	10456.27	1279	2530.22	471	964.92
16	Nainital Bank	783	12995.00	0	0.00	783	12995.00	0	0.00	0	0.00
17	Axis Bank	0	0.00	0	0.00	0	0.00	0	0.00	0	0.00
18	ICICI bank	0	0.00	6	181.63	6	181.63	0	0.00	0	0.00
19	IDBI Bank	0	0.00	0	0.00	0	0.00	0	0.00	0	0.00
20	HDFC Bank	0	0.00	0	0.00	0	0.00	0	0.00	0	0.00
21	The J & K Bank	0	0.00	0	0.00	0	0.00	0	0.00	0	0.00
22	Fedral Bank Ltd	0	0.00	0	0.00	0	0.00	0	0.00	0	0.00
23	IndusInd Bank	0	0.00	0	0.00	0	0.00	0	0.00	0	0.00
24	The Karnataka bank	0	0.00	0	0.00	0	0.00	0	0.00	0	0.00
25	The South Indian Bank Ltd	0	0.00	0	0.00	0	0.00	0	0.00	0	0.00
26	Standard Chartered Bank	0	0.00	0	0.00	0	0.00	0	0.00	0	0.00
27	Yes Bank	0	0.00	0	0.00	0	0.00	0	0.00	0	0.00
28	Kotak Mahinda	0	0.00	0	0.00	0	0.00	0	0.00	0	0.00
29	BANDHAN BANK	0	0.00	0	0.00	0	0.00	0	0.00	0	0.00
30	UJJIVAN FINANCIAL SERVICES	0	0.00	0	0.00	0	0.00	0	0.00	0	0.00
31	UTKARSH MICRO FINANCE	0	0.00	0	0.00	0	0.00	0	0.00	0	0.00
32	IDFC Bank	0	0.00	0	0.00	0	0.00	0	0.00	0	0.00
G	Total Private Bank	783	12995.00	6	181.63	789	13176.63	0	0.00	0	0.00
H	Total All Bank (F+G)	2539	16383.90	2516	7249.00	5055	23632.90	1279	2530.22	471	964.92

NPA MANAGEMENT (SEGMENTWISE)

POSITION AS ON

(₹ in Lacs)

S. No.	Name of the Bank	NPA Position as on 31/03/2020										Total	
		C&I		Agri.		MSE		MEDIUM ENTERPRISE		Per.			
		No.	Amt.	No.	Amt.	No.	Amt.	No.	Amt.	No.	Amt.	No.	Amt.
1	State Bank of India	8	10.18	15798	24337.13	1623	3049.47	3096	5464.93	2115	5107.91	22640	37969.62
2	Punjab National Bank	1669	35811.63	24731	23533.42	5510	19031.90	392	8129.23	2874	5224.39	35176	91730.57
3	Bank of Baroda	249	1482.69	3330	13054.09	2120	10727.73	182	3623.46	596	1635.32	6477	30523.29
A	Total Lead Banks	1926	37304.50	43859	60924.64	9253	32809.10	3670	17217.62	5585	11967.62	64293	160223.48
5	Union Bank of India	0	0.00	2381	7047.63	881	7495.44	0	0.00	1039	1235.00	4301	15778.07
6	Canara Bank	0	0.00	2711	1626.01	1564	9829.17	224	65.00	1050	1325.90	5549	12846.08
7	Central Bank of India	0	0.00	169	3229.99	846	4469.24	0	0.00	285	1396.35	1300	9095.58
8	Punjab & Sind Bank	0	0.00	1242	4120.68	605	2119.34	0	0.00	497	2678.84	2344	8918.86
10	UCO Bank	0	0.00	1099	2146.66	369	1978.69	0	0.00	259	1511.10	1727	5636.45
11	Indian Overseas Bank	2	4.82	333	1687.79	170	1963.98	38	140.35	174	619.94	717	4416.88
12	Bank of India	1451	723.00	1958	4041.00	611	1442.14	0	0.00	76	51.70	4096	6257.84
16	Indian Bank	0	0.00	540	678.71	146	195.24	21	38.72	91	250.69	798	1163.36
18	Bank of Maharashtra	0	0.00	1	0.06	63	563.26	0	0.00	95	207.34	159	770.66
B	Total Non-Lead Banks	1453	727.82	10434	24578.53	5255	30056.50	283	244.07	3566	9276.86	20991	64883.78
C	Total N. Banks (A + B)	3379	38032.32	54293	85503.17	14508	62865.60	3953	17461.69	9151	21244.48	85284	225107.26
19	Uttarakhand G.B	0	0.00	8348	7952.85	4144	7040.90	0	0.00	1114	2990.32	13606	17984.07
20	Prathama U.P Gramin Bank	0	0.00	63	35.93	0	0.00	0	0.00	0	0.00	63	35.93
D	Total R.R.B.	0	0.00	8411	7988.78	4144	7040.90	0	0.00	1114	2990.32	13669	18020.00
21	Co-operative Bank	7102	4697.40	10928	9527.77	7234	5010.07	8003	6339.39	19940	21291.92	53207	46866.55
E	Total Cooperative	7102	4697.40	10928	9527.77	7234	5010.07	8003	6339.39	19940	21291.92	53207	46866.55
F	Total (C+D+E)	10481	42729.72	73632	103019.72	25886	74916.57	11956	23801.08	30205	45526.72	152160	289993.81
22	Nainital Bank	0	0.00	1511	8199.07	809	2797.48	8	10256.80	156	484.59	2484	21737.94
23	Axis Bank	0	0.00	0	0.00	0	0.00	0	0.00	0	0.00	0	0.00
24	ICICI bank	0	0.00	61	202.03	119	1332.86	3	32.40	0	0.00	183	1567.29
25	IDBI Bank	763	934.93	285	429.69	218	122.90	31	71.70	181	859.66	1478	2418.88
26	HDFC Bank	458	1628.74	5708	7541.14	12249	2423.32	3378	2376.94	1532	895.65	23325	14865.79
27	The J & K Bank	0	0.00	0	0.00	0	0.00	0	0.00	0	0.00	0	0.00
28	Fedral Bank Ltd	0	0.00	0	0.00	0	0.00	0	0.00	0	0.00	0	0.00
29	IndusInd Bank	0	0.00	0	0.00	0	0.00	0	0.00	0	0.00	0	0.00
30	The Karnataka bank	0	0.00	0	0.00	0	0.00	0	0.00	0	0.00	0	0.00
31	The South Indian Bank Ltd	0	0.00	0	0.00	0	0.00	0	0.00	0	0.00	0	0.00
32	Standard Chartered Bank	0	0.00	0	0.00	0	0.00	0	0.00	0	0.00	0	0.00
33	Yes Bank	0	0.00	0	0.00	0	0.00	0	0.00	0	0.00	0	0.00
34	Kotak Mahinda	0	0.00	0	0.00	0	0.00	0	0.00	0	0.00	0	0.00
35	BANDHAN BANK	0	0.00	0	0.00	0	0.00	0	0.00	0	0.00	0	0.00
36	UJJIVAN FINANCIAL SERVICES	0	0.00	62	7.62	7	0.54	0	0.00	114	36.04	183	44.20
37	UTKARSH MICRO FINANCE	0	0.00	0	0.00	0	0.00	0	0.00	0	0.00	0	0.00
38	IDFC Bank	0	0.00	0	0.00	0	0.00	0	0.00	0	0.00	0	0.00
G	Total Private Bank	1221	2563.67	7627	16379.55	13402	6677.10	3420	12737.84	1983	2275.94	27653	40634.10
H	Total All Bank (F+G)	11702	45293.39	81259	119399.27	39288	81593.67	15376	36538.92	32188	47802.66	179813	330627.91

Contd.

(₹ in Lacs)

S. No.	Name of the Bank	Addition										Total	
		C&I		Agri.		MSE		MEDIUM ENTERPRISE		Per.			
		No.	Amt.	No.	Amt.	No.	Amt.	No.	Amt.	No.	Amt.	No.	Amt.
1	State Bank of India	0	0.00	8	1496.00	0	0.00	0	0.00	678	1053.00	686	2549.00
2	Punjab National Bank	0	0.00	578	328.74	126	632.77	56	2361.99	151	107.97	911	3431.47
3	Bank of Baroda	0	0.00	2	10.88	16	477.94	5	144.90	0	0.00	23	633.72
A	Total Lead Banks	0	0.00	588	1835.62	142	1110.71	61	2506.89	829	1160.97	1620	6614.19
5	Union Bank of India	0	0.00	500	5106.80	717	1376.03	0	0.00	7	39.40	1224	6522.23
6	Canara Bank	0	0.00	0	0.00	5	178.34	0	0.00	0	0.00	5	178.34
7	Central Bank of India	0	0.00	0	0.00	0	0.00	0	0.00	0	0.00	0	0.00
8	Punjab & Sind Bank	0	0.00	0	0.00	0	0.00	0	0.00	0	0.00	0	0.00
10	UCO Bank	0	0.00	8	20.00	4	253.00	0	0.00	0	0.00	12	273.00
11	Indian Overseas Bank	0	0.00	0	0.00	1	1.27	0	0.00	0	0.00	1	1.27
12	Bank of India	0	0.00	0	0.00	0	0.00	0	0.00	0	0.00	0	0.00
16	Indian Bank	20	39.68	314	390.76	252	1365.63	1069	4678.59	54	59.25	1709	6533.91
18	Bank of Maharashtra	0	0.00	0	0.00	0	0.00	0	0.00	0	0.00	0	0.00
B	Total Non-Lead Banks	20	39.68	822	5517.56	979	3174.27	1069	4678.59	61	98.65	2951	13508.75
C	Total N. Banks (A + B)	20	39.68	1410	7353.18	1121	4284.98	1130	7185.48	890	1259.62	4571	20122.94
19	Uttarakhand G.B	0	0.00	155	122.77	66	90.94	0	0.00	35	19.85	256	233.56
20	Prathama U.P Gramin Bank	0	0.00	10	0.56	0	0.00	0	0.00	0	0.00	10	0.56
D	Total R.R.B.	0	0.00	165	123.33	66	90.94	0	0.00	35	19.85	266	234.12
21	Co-operative Bank	0	0.00	67	531.53	570	106.00	167	2750.40	1108	5628.18	1912	9016.11
E	Total Cooperative	0	0.00	67	531.53	570	106.00	167	2750.40	1108	5628.18	1912	9016.11
F	Total (C+D+E)	20	39.68	1642	8008.04	1757	4481.92	1297	9935.88	2033	6907.65	6749	29373.17
22	Nainital Bank	0	0.00	30	36.79	7	29.41	0	0.00	8	14.65	45	80.85
23	Axis Bank	0	0.00	169	1661.48	38	387.35	0	0.00	0	0.00	207	2048.83
24	ICICI bank	0	0.00	0	0.00	0	0.00	0	0.00	0	0.00	0	0.00
25	IDBI Bank	3	17.85	0	0.00	0	0.00	0	0.00	0	0.00	3	17.85
26	HDFC Bank	0	0.00	553	3331.32	3443	674.48	12	125.70	11	8.22	4019	4139.72
27	The J & K Bank	0	0.00	0	0.00	0	0.00	0	0.00	46	251.85	46	251.85
28	Fedral Bank Ltd	0	0.00	0	0.00	0	0.00	0	0.00	0	0.00	0	0.00
29	IndusInd Bank	0	0.00	56	25.70	0	0.00	0	0.00	0	0.00	56	25.70
30	The Karnataka bank	0	0.00	0	0.00	0	0.00	0	0.00	0	0.00	0	0.00
31	The South Indian Bank Ltd	0	0.00	0	0.00	0	0.00	0	0.00	0	0.00	0	0.00
32	Standard Chartered Bank	0	0.00	0	0.00	0	0.00	0	0.00	0	0.00	0	0.00
33	Yes Bank	0	0.00	0	0.00	0	0.00	0	0.00	0	0.00	0	0.00
34	Kotak Mahinda	0	0.00	101	1563.89	1	62.38	0	0.00	126	715.92	228	2342.19
35	BANDHAN BANK	0	0.00	0	0.00	0	0.00	0	0.00	0	0.00	0	0.00
36	UJIVAN FINANCIAL SERVICES	0	0.00	0	0.00	0	0.00	0	0.00	0	0.00	0	0.00
37	UTKARSH MICRO FINANCE	0	0.00	217	53.00	198	46.00	0	0.00	0	0.00	415	99.00
38	IDFC Bank	0	0.00	0	0.00	0	0.00	0	0.00	0	0.00	0	0.00
G	Total Private Bank	3	17.85	1126	6672.18	3687	1199.62	12	125.70	191	990.64	5019	9005.99
H	Total All Bank (F+G)	23	57.53	2768	14680.22	5444	5681.54	1309	10061.58	2224	7898.29	11768	38379.16

Contd.

(₹ in Lacs)

S. No.	Name of the Bank	Recovery										Total	
		C&I		Agri.		MSE		MEDIUM ENTERPRISE		Per.			
		No.	Amt.	No.	Amt.	No.	Amt.	No.	Amt.	No.	Amt.	No.	Amt.
1	State Bank of India	3	1.18	12	748.00	0	0.00	253	807.00	1017	2007.00	1285	3563.18
2	Punjab National Bank	27	876.38	1460	1144.47	939	2637.35	120	205.83	1006	2394.15	3552	7258.18
3	Bank of Baroda	0	0.00	120	152.19	311	982.49	5	56.07	0	0.00	436	1190.75
A	Total Lead Banks	30	877.56	1592	2044.66	1250	3619.84	378	1068.90	2023	4401.15	5273	12012.11
5	Union Bank of India	0	0.00	19	11.81	10	35.30	0	0.00	0	0.00	29	47.11
6	Canara Bank	0	0.00	0	0.00	0	0.00	0	0.00	0	0.00	0	0.00
7	Central Bank of India	0	0.00	20	110.72	278	1174.39	0	0.00	97	866.38	395	2151.49
8	Punjab & Sind Bank	0	0.00	7	70.92	15	53.63	0	0.00	172	1213.04	194	1337.59
10	UCO Bank	0	0.00	0	0.00	2	25.50	0	0.00	0	0.00	2	25.50
11	Indian Overseas Bank	0	0.00	2	1033.00	3	702.34	2	51.23	4	100.58	11	1887.15
12	Bank of India	0	0.00	0	0.00	0	0.00	0	0.00	0	0.00	0	0.00
16	Indian Bank	0	0.00	125	213.00	62	149.01	134	198.30	0	0.00	321	560.31
18	Bank of Maharashtra	0	0.00	0	0.00	5	6.51	0	0.00	7	11.63	12	18.14
B	Total Non-Lead Banks	0	0.00	173	1439.45	375	2146.68	136	249.53	280	2191.63	964	6027.29
C	Total N. Banks (A + B)	30	877.56	1765	3484.11	1625	5766.52	514	1318.43	2303	6592.78	6237	18039.40
19	Uttarakhand G.B	0	0.00	170	137.82	118	347.22	0	0.00	48	163.63	336	648.67
20	Prathama U.P Gramin Bank	0	0.00	0	0.00	0	0.00	0	0.00	0	0.00	0	0.00
D	Total R.R.B.	0	0.00	170	137.82	118	347.22	0	0.00	48	163.63	336	648.67
21	Co-operative Bank	11	59.88	82	59.86	29	83.39	17	46.11	55	140.81	194	390.05
E	Total Cooperative	11	59.88	82	59.86	29	83.39	17	46.11	55	140.81	194	390.05
F	Total (C+D+E)	41	937.44	2017	3681.79	1772	6197.13	531	1364.54	2406	6897.22	6767	19078.12
22	Nainital Bank	0	0.00	20	98.08	27	23.74	0	0.00	13	17.54	60	139.36
23	Axis Bank	0	0.00	0	0.00	0	0.00	0	0.00	0	0.00	0	0.00
24	ICICI bank	0	0.00	0	0.00	0	0.00	0	0.00	0	0.00	0	0.00
25	IDBI Bank	80	247.06	42	92.20	13	33.10	0	0.00	63	234.86	198	607.22
26	HDFC Bank	0	0.00	0	0.00	0	0.00	0	0.00	0	0.00	0	0.00
27	The J & K Bank	0	0.00	0	0.00	0	0.00	0	0.00	0	0.00	0	0.00
28	Fedral Bank Ltd	0	0.00	0	0.00	0	0.00	0	0.00	0	0.00	0	0.00
29	IndusInd Bank	0	0.00	0	0.00	0	0.00	0	0.00	0	0.00	0	0.00
30	The Karnataka bank	0	0.00	0	0.00	0	0.00	0	0.00	0	0.00	0	0.00
31	The South Indian Bank Ltd	0	0.00	0	0.00	0	0.00	0	0.00	0	0.00	0	0.00
32	Standard Chartered Bank	0	0.00	0	0.00	0	0.00	0	0.00	0	0.00	0	0.00
33	Yes Bank	0	0.00	0	0.00	0	0.00	0	0.00	0	0.00	0	0.00
34	Kotak Mahinda	0	0.00	101	1563.89	1	62.38	0	0.00	126	715.92	228	2342.19
35	BANDHAN BANK	0	0.00	0	0.00	0	0.00	0	0.00	0	0.00	0	0.00
36	UJJIVAN FINANCIAL SERVICES	0	0.00	0	0.00	0	0.00	0	0.00	0	0.00	0	0.00
37	UTKARSH MICRO FINANCE	0	0.00	62	13.00	56	13.00	0	0.00	0	0.00	118	26.00
38	IDFC Bank	0	0.00	0	0.00	0	0.00	0	0.00	0	0.00	0	0.00
G	Total Private Bank	80	247.06	225	1767.17	97	132.22	0	0.00	202	968.32	604	3114.77
H	Total All Bank (F+G)	121	1184.50	2242	5448.96	1869	6329.35	531	1364.54	2608	7865.54	7371	22192.89

Contd.

(₹ in Lacs)

S. No.	Name of the Bank	NPA Position as on 30.06.2020							
		C&I		Agri.		MSE		MEDIUM ENTERPRISE	
		No.	Amt.	No.	Amt.	No.	Amt.	No.	Amt.
1	State Bank of India	5	9.00	15794	25085.13	1623	3049.47	2843	4657.93
2	Punjab National Bank	1642	34935.25	23849	22717.69	4697	17027.32	328	10285.39
3	Bank of Baroda	249	1482.69	3212	12912.78	1825	10223.18	182	3712.29
A	Total Lead Banks	1896	36426.94	42855	60715.60	8145	30299.97	3353	18655.61
5	Union Bank of India	0	0.00	2862	12142.62	1588	8836.17	0	0.00
6	Canara Bank	0	0.00	2711	1626.01	1569	10007.51	224	65.00
7	Central Bank of India	0	0.00	149	3119.27	568	3294.85	0	0.00
8	Punjab & Sind Bank	0	0.00	1235	4049.76	590	2065.71	0	0.00
10	UCO Bank	0	0.00	1107	2166.66	371	2206.19	0	0.00
11	Indian Overseas Bank	2	4.82	331	654.79	168	1262.91	36	89.12
12	Bank of India	1451	723.00	1958	4041.00	611	1442.14	0	0.00
16	Indian Bank	20	39.68	729	856.47	336	1411.86	956	4519.01
18	Bank of Maharashtra	0	0.00	1	0.06	58	556.75	0	0.00
B	Total Non-Lead Banks	1473	767.50	11083	28656.64	5859	31084.09	1216	4673.13
C	Total N. Banks (A + B)	3369	37194.44	53938	89372.24	14004	61384.06	4569	23328.74
19	Uttarakhand G.B	0	0.00	8333	7937.80	4092	6784.62	0	0.00
20	Prathama U.P Gramin Bank	0	0.00	73	36.49	0	0.00	0	0.00
D	Total R.R.B.	0	0.00	8406	7974.29	4092	6784.62	0	0.00
21	Co-operative Bank	7091	4637.52	10913	9999.44	7775	5032.68	8153	9043.68
E	Total Cooperative	7091	4637.52	10913	9999.44	7775	5032.68	8153	9043.68
F	Total (C+D+E)	10460	41831.96	73257	107345.97	25871	73201.36	12722	32372.42
22	Nainital Bank	0	0.00	1521	8137.78	789	2803.15	8	10256.80
23	Axis Bank	0	0.00	169	1661.48	38	387.35	0	0.00
24	ICICI bank	0	0.00	61	202.03	119	1332.86	3	32.40
25	IDBI Bank	686	705.72	243	337.49	205	89.80	31	71.70
26	HDFC Bank	458	1628.74	6261	10872.46	15692	3097.80	3390	2502.64
27	The J & K Bank	0	0.00	0	0.00	0	0.00	0	0.00
28	Fedral Bank Ltd	0	0.00	0	0.00	0	0.00	0	0.00
29	IndusInd Bank	0	0.00	56	25.70	0	0.00	0	0.00
30	The Karnataka bank	0	0.00	0	0.00	0	0.00	0	0.00
31	The South Indian Bank Ltd	0	0.00	0	0.00	0	0.00	0	0.00
32	Standard Chartered Bank	0	0.00	0	0.00	0	0.00	0	0.00
33	Yes Bank	0	0.00	0	0.00	0	0.00	0	0.00
34	Kotak Mahinda	0	0.00	0	0.00	0	0.00	0	0.00
35	BANDHAN BANK	0	0.00	0	0.00	0	0.00	0	0.00
36	UJJIVAN FINANCIAL SERVICES	0	0.00	62	7.62	7	0.54	0	0.00
37	UTKARSH MICRO FINANCE	0	0.00	155	40.00	142	33.00	0	0.00
38	IDFC Bank	0	0.00	0	0.00	0	0.00	0	0.00
G	Total Private Bank	1144	2334.46	8528	21284.56	16992	7744.50	3432	12863.54
H	Total All Bank (F+G)	11604	44166.42	81785	128630.53	42863	80945.86	16154	45235.96

Contd.

(₹ in Lacs)

S.No.	Name of the Bank	NPA Position as on 30.06.2020				Total Advances		% of NPA To Total advances
		Per.		Total NPA		No.	Amt.	
		No.	Amt.	No.	Amt.			
1	State Bank of India	1776	4153.91	22041	36955.44	308981	1262545.00	2.93
2	Punjab National Bank	2019	2938.21	32535	87903.86	216812	1406454.00	6.25
3	Bank of Baroda	596	1635.32	6064	29966.26	75511	429958.00	6.97
A	Total Lead Banks	4391	8727.44	60640	154825.56	601304	3098957.00	5.00
5	Union Bank of India	1046	1274.40	5496	22253.19	48290	226660.00	9.82
6	Canara Bank	1050	1325.90	5554	13024.42	53078	270363.00	4.82
7	Central Bank of India	188	529.97	905	6944.09	25706	71773.00	9.68
8	Punjab & Sind Bank	325	1465.80	2150	7581.27	16415	67633.00	11.21
10	UCO Bank	259	1511.10	1737	5883.95	24959	50600.00	11.63
11	Indian Overseas Bank	170	519.36	707	2531.00	16256	66840.00	3.79
12	Bank of India	76	51.70	4096	6257.84	21396	105364.00	5.94
16	Indian Bank	145	309.94	2186	7136.96	54565	102698.00	6.95
18	Bank of Maharashtra	88	195.71	147	752.52	1329	5866.00	12.83
B	Total Non-Lead Banks	3347	7183.88	22978	72365.24	261994	967797.00	7.48
C	Total N. Banks (A + B)	7738	15911.32	83618	227190.80	863298	4066754.00	5.59
19	Uttarakhand G.B	1101	2846.54	13526	17568.96	107732	238198.00	7.38
20	Prathama U.P Gramin Bank	0	0.00	73	36.49	1024	908.00	4.02
D	Total R.R.B.	1101	2846.54	13599	17605.45	108756	239106.00	7.36
21	Co-operative Bank	20993	26779.29	54925	55492.61	407485	596896.00	9.30
E	Total Cooperative	20993	26779.29	54925	55492.61	407485	596896.00	9.30
F	Total (C+D+E)	29832	45537.15	152142	300288.86	1379539	4902756.00	6.12
22	Nainital Bank	151	481.70	2469	21679.43	25745	180941.00	11.98
23	Axis Bank	0	0.00	207	2048.83	27300	174127.00	1.18
24	ICICI bank	0	0.00	183	1567.29	54927	215128.00	0.73
25	IDBI Bank	118	624.80	1283	1829.51	9847	64030.00	2.86
26	HDFC Bank	1543	903.87	27344	19005.51	228756	441973.00	4.30
27	The J & K Bank	46	251.85	46	251.85	780	5806.00	4.34
28	Fedral Bank Ltd	0	0.00	0	0.00	268	4249.00	0.00
29	IndusInd Bank	0	0.00	56	25.70	48328	54211.00	0.05
30	The Karnataka bank	0	0.00	0	0.00	1028	12566.00	0.00
31	The South Indian Bank Ltd	0	0.00	0	0.00	148	1552.00	0.00
32	Standard Chartered Bank	0	0.00	0	0.00	0	0.00	0.00
33	Yes Bank	0	0.00	0	0.00	13419	111800.00	0.00
34	Kotak Mahinda	0	0.00	0	0.00	1294	35455.00	0.00
35	BANDHAN BANK	0	0.00	0	0.00	95626	44140.00	0.00
36	UJJIVAN FINANCIAL SERVICES	114	36.04	183	44.20	22689	5798.00	0.76
37	UTKARSH MICRO FINANCE	0	0.00	297	73.00	51530	11743.00	0.62
38	IDFC Bank	0	0.00	0	0.00	21833	32299.00	0.00
G	Total Private Bank	1972	2298.26	32068	46525.32	603518	1395818.00	3.33
H	Total All Bank (F+G)	31804	47835.41	184210	346814.18	1983057	6298574.00	5.51

BANKWISE POSITION OF SEGMENTWISE WRITE-OFF

(₹ in Lacs)

S. No.	Name of the Bank	MSE		MEDIUM ENTERPRISE		AGL		Non-P.S.		Total	
		No.	Amt.	No.	Amt.	No.	Amt.	No.	Amt.	No.	Amt.
1	State Bank of India	0	0.00	0	0.00	0	0.00	0	0.00	0	0.00
2	Punjab National Bank	0	0.00	0	0.00	0	0.00	0	0.00	0	0.00
3	Bank of Baroda	5	4.21	0	0.00	4	4.81	0	0.00	9	9.02
A	Total Lead Banks	5	4.21	0	0.00	4	4.81	0	0.00	9	9.02
4	Union Bank of India	0	0.00	0	0.00	0	0.00	0	0.00	0	0.00
5	Canara Bank	0	0.00	0	0.00	0	0.00	3	2.79	3	2.79
6	Central Bank of India	0	0.00	0	0.00	0	0.00	0	0.00	0	0.00
7	Punjab & Sind Bank	0	0.00	0	0.00	0	0.00	0	0.00	0	0.00
8	UCO Bank	37	29.82	0	0.00	41	45.75	24	11.93	102	87.50
9	Indian Overseas Bank	3	6.32	0	0.00	0	0.00	3	0.24	6	6.56
10	Bank of India	184	31.96	130	19.70	81	20.14	118	18.59	513	90.39
11	Indian Bank	0	0.00	0	0.00	9	14.92	0	0.00	9	14.92
12	Bank of Maharashtra	19	5.35	0	0.00	0	0.00	22	1.73	41	7.08
B	Total Non-Lead Banks	243	73.45	130	19.70	131	80.81	170	35.28	674	209.24
C	Total N. Banks (A + B)	248	77.66	130	19.70	135	85.62	170	35.28	683	218.26
13	Uttarakhand G.B	2	7.08	0	0.00	5	7.63	0	0.00	7	14.71
14	Prathama U.P Gramin Bank	0	0.00	0	0.00	0	0.00	0	0.00	0	0.00
D	Total R.R.B.	2	7.08	0	0.00	5	7.63	0	0.00	7	14.71
15	Co-operative Bank	0	0.00	0	0.00	0	0.00	2	1.46	2	1.46
E	Total Cooperative	0	0.00	0	0.00	0	0.00	2	1.46	2	1.46
F	Total (C+D+E)	250	84.74	130	19.70	140	93.25	172	36.74	692	234.43
16	Nainital Bank	0	0.00	0	0.00	0	0.00	0	0.00	0	0.00
17	Axis Bank	0	0.00	0	0.00	0	0.00	0	0.00	0	0.00
18	ICICI bank	0	0.00	0	0.00	0	0.00	0	0.00	0	0.00
19	IDBI Bank	0	0.00	0	0.00	0	0.00	0	0.00	0	0.00
20	HDFC Bank	0	0.00	0	0.00	0	0.00	0	0.00	0	0.00
21	The J & K Bank	0	0.00	0	0.00	0	0.00	0	0.00	0	0.00
22	Fedral Bank Ltd	0	0.00	0	0.00	0	0.00	0	0.00	0	0.00
23	IndusInd Bank	0	0.00	0	0.00	0	0.00	0	0.00	0	0.00
24	The Karnataka bank	0	0.00	0	0.00	0	0.00	0	0.00	0	0.00
25	The South Indian Bank Ltd	0	0.00	0	0.00	0	0.00	0	0.00	0	0.00
26	Standard Chartered Bank	0	0.00	0	0.00	0	0.00	0	0.00	0	0.00
27	Yes Bank	0	0.00	0	0.00	0	0.00	0	0.00	0	0.00
28	Kotak Mahinda	0	0.00	0	0.00	0	0.00	0	0.00	0	0.00
29	BANDHAN BANK	0	0.00	0	0.00	0	0.00	0	0.00	0	0.00
30	UJJIVAN FINANCIAL SERVICES	0	0.00	0	0.00	0	0.00	0	0.00	0	0.00
31	UTKARSH MICRO FINANCE	0	0.00	0	0.00	0	0.00	0	0.00	0	0.00
32	IDFC Bank	0	0.00	0	0.00	0	0.00	0	0.00	0	0.00
G	Total Private Bank	0	0.00	0	0.00	0	0.00	0	0.00	0	0.00
H	Total All Bank (F+G)	250	84.74	130	19.70	140	93.25	172	36.74	692	234.43

FOREX BUSINESS

OUTSTANDING FOR THE QUARTER ENDED 30TH JUNE 2020

(₹ in Lacs)

S. No.	Name of the Bank	No. of Branches handling FOREX Business	Outstanding level of Export Business			Outstanding level of Import Business		
			31/03/2019	31/03/2020	as on June 2020	31/03/2019	31/03/2020	as on June 2020
			Amt.	Amt.	Amt.	Amt.	Amt.	Amt.
1	State Bank of India	9	262.00	262.00	262.00	8620.34	5960.10	5960.10
2	Punjab National Bank	5	20257.00	22355.00	21074.56	52098.00	38732.00	24062.87
3	Bank of Baroda	1	325.62	408.20	30.00	639.34	393.19	102.34
A	Total Lead Banks	15	20844.62	23025.20	21366.56	61357.68	45085.29	30125.31
4	Union Bank of India	1	523.01	533.12	533.13	2641.41	2662.52	2662.52
5	Canara Bank	0	0.00	0.00	0.00	0.00	0.00	0.00
6	Central Bank of India	0	0.00	0.00	0.00	0.00	0.00	0.00
7	Punjab & Sind Bank	0	0.00	0.00	0.00	0.00	0.00	0.00
8	UCO Bank	0	0.00	0.00	0.00	0.00	0.00	0.00
9	Indian Overseas Bank	0	0.00	0.00	0.00	0.00	0.00	0.00
10	Bank of India	0	0.00	0.00	0.00	0.00	0.00	0.00
11	Indian Bank	1	0.00	0.00	1990.52	0.00	0.00	325.80
12	Bank of Maharashtra	0	0.00	0.00	0.00	0.00	0.00	0.00
B	Total Non-Lead Banks	2	523.01	533.12	2523.65	2641.41	2662.52	2988.32
C	Total N. Banks (A + B)	17	21367.63	23558.32	23890.21	63999.09	47747.81	33113.63
13	Uttarakhand G.B	0	0.00	0.00	0.00	0.00	0.00	0.00
14	Prathama U.P Gramin Bank	0	0.00	0.00	0.00	0.00	0.00	0.00
D	Total R.R.B.	0	0.00	0.00	0.00	0.00	0.00	0.00
15	Co-operative Bank	0	0.00	0.00	0.00	0.00	0.00	0.00
E	Total Cooperative	0	0.00	0.00	0.00	0.00	0.00	0.00
F	Total (C+D+E)	17	21367.63	23558.32	23890.21	63999.09	47747.81	33113.63
16	Nainital Bank	0	0.00	0.00	0.00	0.00	0.00	0.00
17	Axis Bank	2	56.55	134.77	0.00	0.00	15.00	15.00
18	ICICI bank	0	0.00	0.00	0.00	0.00	0.00	0.00
19	IDBI Bank	0	0.00	0.00	0.00	0.00	0.00	0.00
20	HDFC Bank	0	0.00	0.00	0.00	0.00	0.00	0.00
21	The J & K Bank	0	0.00	0.00	0.00	0.00	0.00	0.00
22	Fedral Bank Ltd	1	0.00	0.00	0.00	0.00	0.00	0.00
23	IndusInd Bank	0	0.00	0.00	0.00	0.00	0.00	0.00
24	The Karnataka bank	0	0.00	0.00	0.00	0.00	0.00	0.00
25	The South Indian Bank Ltd	0	0.00	0.00	0.00	0.00	0.00	0.00
26	Standard Chartered Bank	0	0.00	0.00	0.00	0.00	0.00	0.00
27	Yes Bank	0	0.00	0.00	0.00	0.00	0.00	0.00
28	Kotak Mahinda	0	0.00	0.00	0.00	0.00	0.00	0.00
29	BANDHAN BANK	0	0.00	0.00	0.00	0.00	0.00	0.00
30	UJJIVAN FINANCIAL SERVICES	0	0.00	0.00	0.00	0.00	0.00	0.00
31	UTKARSH MICRO FINANCE	0	0.00	0.00	0.00	0.00	0.00	0.00
32	IDFC Bank	1	0.00	0.00	0.00	0.00	0.00	0.00
G	Total Private Bank	4	56.55	134.77	0.00	0.00	15.00	15.00
H	Total All Bank (F+G)	21	21424.18	23693.09	23890.21	63999.09	47762.81	33128.63

NRI DEPOSITS
OUTSTANDING FOR THE QUARTER ENDED 30TH JUNE 2020

(₹ in Lacs)

S. No.	Name of the Bank	No. of Branches handling FOREX Business	Resident NRI Deposit		Non Resident NRI Deposit		Total	
			No.	Amt.	No.	Amt.	No.	Amt.
1	State Bank of India	9	5003	16145.91	14865	93976.08	19868	110121.99
2	Punjab National Bank	5	3740	8788.36	1724	6265.68	5464	15054.04
3	Bank of Baroda	1	2012	18414.95	1207	6177.63	3219	24592.58
A	Total Lead Banks	15	10755	43349.22	17796	106419.39	28551	149768.61
4	Union Bank of India	1	29	797.75	70	24.45	99	822.20
5	Canara Bank	1	0	0.00	2372	6694.18	2372	6694.18
6	Central Bank of India	0	0	0.00	153	22.93	153	22.93
7	Punjab & Sind Bank	0	0	0.00	0	0.00	0	0.00
8	UCO Bank	0	48	331.39	0	0.00	48	331.39
9	Indian Overseas Bank	0	151	371.54	436	1220.26	587	1591.80
10	Bank of India	0	4	150.11	1641	5786.61	1645	5936.72
11	Indian Bank	0	375	1449.48	178	504.33	553	1953.81
12	Bank of Maharashtra	0	3	2.97	1	0.40	4	3.37
B	Total Non-Lead Banks	2	610	3103.24	4851	14253.16	5461	17356.40
C	Total N. Banks (A + B)	17	11365	46452.46	22647	120672.55	34012	167125.01
13	Uttarakhand G.B	0	0	0.00	14	6.72	14	6.72
14	Prathama U.P Gramin Bank	0	0	0.00	0	0.00	0	0.00
D	Total R.R.B.	0	0	0.00	14	6.72	14	6.72
15	Co-operative Bank	0	0	0.00	0	0.00	0	0.00
E	Total Cooperative	0	0	0.00	0	0.00	0	0.00
F	Total (C+D+E)	17	11365	46452.46	22661	120679.27	34026	167131.73
16	Nainital Bank	0	0	0.00	0	0.00	0	0.00
17	Axis Bank	2	0	0.00	0	0.00	0	0.00
18	ICICI bank	0	0	0.00	0	0.00	0	0.00
19	IDBI Bank	0	0	0.00	961	2322.60	961	2322.60
20	HDFC Bank	0	0	0.00	9301	46210.99	9301	46210.99
21	The J & K Bank	0	0	0.00	0	0.00	0	0.00
22	Fedral Bank Ltd	1	0	0.00	346	974.09	346	974.09
23	IndusInd Bank	0	236	1728.47	559	3818.00	795	5546.47
24	The Karnataka bank	0	0	0.00	73	304.09	73	304.09
25	The South Indian Bank Ltd	0	0	0.00	0	0.00	0	0.00
26	Standard Chartered Bank	0	0	0.00	0	0.00	0	0.00
27	Yes Bank	0	0	0.00	0	0.00	0	0.00
28	Kotak Mahinda	0	0	0.00	855	11704.21	855	11704.21
29	BANDHAN BANK	0	0	0.00	0	0.00	0	0.00
30	UJJIVAN FINANCIAL SERVICES	0	0	0.00	0	0.00	0	0.00
31	UTKARSH MICRO FINANCE	0	0	0.00	0	0.00	0	0.00
32	IDFC Bank	1	0	0.00	385	2284.16	385	2284.16
G	Total Private Bank	4	236	1728.47	12480	67618.14	12716	69346.61
H	Total All Bank (F+G)	21	11601	48180.93	35141	188297.41	46742	236478.34

FINANCING TO WOMEN BENEFICIARIES

POSITION AS ON 30TH JUNE 2020

(₹ in Lacs)

S. No.	Name of the Bank	Amount of loan disbursed to women beneficiaries under Govt. Sponsored Sch.		Amount of loan disbursed to women beneficiaries under Banks Gen. Sch.		Total Amount of loan disbursed to women beneficiaries		% flow to women	Total outstanding to women beneficiaries under all types of finances \$\$	
		No.	Amt.	No.	Amt.	No.	Amt.		No.	Amt.
1	State Bank of India	805	1533.20	1736	3301.44	2541	4834.64	41.29	12906	11709.43
2	Punjab National Bank	843	699.61	3692	9697.72	4535	10397.33	18.44	27432	56372.35
3	Bank of Baroda	133	331.42	857	2646.30	990	2977.72	10.23	12493	29095.68
A	Total Lead Banks	1781	2564.23	6285	15645.46	8066	18209.69	18.74	52831	97177.46
4	Union Bank of India	6	40.65	975	16955.60	981	16996.25	107.80	8063	15766.96
5	Canara Bank	32	211.59	167	422.45	199	634.04	2.01	5400	31477.42
6	Central Bank of India	0	0.00	157	113.69	157	113.69	1.14	3123	9965.05
7	Punjab & Sind Bank	5	8.20	176	138.37	181	146.57	1.25	2901	11752.87
8	UCO Bank	232	302.21	2573	7744.10	2805	8046.31	144.79	1704	5557.13
9	Indian Overseas Bank	18	63.85	196	525.78	214	589.63	33.01	556	1786.01
10	Bank of India	117	780.80	367	1333.08	484	2113.88	32.53	1820	6498.89
11	Indian Bank	0	0.00	424	1501.95	424	1501.95	8.65	6229	17366.91
12	Bank of Maharashtra	0	0.00	17	70.58	17	70.58	10.48	134	673.58
B	Total Non-Lead Banks	410	1407.30	5052	28805.60	5462	30212.90	29.96	29930	100844.82
C	Total N. Banks (A + B)	2191	3971.53	11337	44451.06	13528	48422.59	24.45	82761	198022.28
13	Uttarakhand G.B	16	27.95	366	1224.48	382	1252.43	3.10	14790	40382.74
14	Prathama U.P Gramin Bank	0	0.00	0	0.00	0	0.00	0.00	305	106.47
D	Total R.R.B.	16	27.95	366	1224.48	382	1252.43	3.09	15095	40489.21
15	Co-operative Bank	28	20.50	123	337.68	151	358.18	1.20	13934	29847.99
E	Total Cooperative	28	20.50	123	337.68	151	358.18	1.20	13934	29847.99
F	Total (C+D+E)	2235	4019.98	11826	46013.22	14061	50033.20	18.64	111790	268359.48
16	Nainital Bank	19	18.98	108	672.60	127	691.58	9.52	3698	7267.69
17	Axis Bank	0	0.00	0	0.00	0	0.00	0.00	0	0.00
18	ICICI bank	0	0.00	2324	4486.00	2324	4486.00	4.31	9618	104109.52
19	IDBI Bank	10	11.00	460	1864.07	470	1875.07	29.49	1824	6357.91
20	HDFC Bank	0	0.00	509	743.40	509	743.40	3.32	44240	22403.13
21	The J & K Bank	0	0.00	141	815.09	141	815.09	100.00	141	815.09
22	Fedral Bank Ltd	0	0.00	13	15.57	13	15.57	100.00	13	15.57
23	IndusInd Bank	0	0.00	0	0.00	0	0.00	0.00	0	0.00
24	The Karnataka bank	0	0.00	175	1083.02	175	1083.02	0.00	0	0.00
25	The South Indian Bank Ltd	0	0.00	0	0.00	0	0.00	0.00	0	0.00
26	Standard Chartered Bank	0	0.00	0	0.00	0	0.00	0.00	0	0.00
27	Yes Bank	0	0.00	3896	671.52	3896	671.52	0.00	0	0.00
28	Kotak Mahinda	0	0.00	0	0.00	0	0.00	0.00	0	0.00
29	BANDHAN BANK	0	0.00	0	0.00	0	0.00	0.00	0	0.00
30	UJJIVAN FINANCIAL SERVICES	0	0.00	485	340.65	485	340.65	6.82	22542	4991.53
31	UTKARSH MICRO FINANCE	0	0.00	133	53.00	133	53.00	0.51	49467	10382.00
32	IDFC Bank	0	0.00	0	0.00	0	0.00	0.00	8	230.00
G	Total Private Bank	29	29.98	8244	10744.92	8273	10774.90	6.88	131551	156572.44
H	Total All Bank (F+G)	2264	4049.96	20070	56758.14	22334	60808.10	14.31	243341	424931.92

BANK FINANCES TO MINORITY COMMUNITIES

OUTSTANDING AS ON 30TH JUNE 2020

COMMUNITYWISE OUTSTANDING

(₹ in Lacs)

S. No	Name of the Bank	Christians		Muslims		Sikhs	
		1		2		3	
		A/cs	Amt.	A/cs	Amt.	A/cs	Amt.
1	State Bank of India	514	1117.26	45503	71897.08	4915	16005.39
2	Punjab National Bank	731	2058.23	17166	38606.38	5616	51560.96
3	Bank of Baroda	290	1266.38	5627	22684.91	9374	49918.81
A	Total Lead Banks	1535	4441.87	68296	133188.37	19905	117485.16
4	Union Bank of India	170	247.8	3834	14881.86	2115	8249.9
5	Canara Bank	108	185.14	2611	8868	1122	5713.25
6	Central Bank of India	69	165.52	838	3225.46	293	1807.95
7	Punjab & Sind Bank	27	98.51	1711	6767.48	5639	23176.81
8	UCO Bank	167	186.37	344	471.03	566	668.59
9	Indian Overseas Bank	33	280.73	824	2709.21	272	802.61
10	Bank of India	56	124.9	1177	4057.5	995	3482.33
11	Indian Bank	169	620.35	2189	3796.24	4243	10510.18
12	Bank of Maharashtra	1	28.15	32	190.49	21	302.25
B	Total Non-Lead Banks	800	1937.47	13560	44967.27	15266	54713.87
C	Total N. Banks (A + B)	2335	6379.34	81856	178155.64	35171	172199.03
13	Uttarakhand G.B	242	398.95	2748	4884.91	1589	2664.33
14	Prathama U.P Gramin Bank	0	0	257	165.3	15	27.1
D	Total R.R.B.	242	398.95	3005	5050.21	1604	2691.43
15	Co-operative Bank	10	18.08	9392	9611.62	1433	1094.68
E	Total Cooperative	10	18.08	9392	9611.62	1433	1094.68
F	Total (C+D+E)	2587	6796.37	94253	192817.47	38208	175985.14
16	Nainital Bank	28	64.92	1474	2216.2	1356	4452.4
17	Axis Bank	23	120.78	2513	9440.22	3853	45331.15
18	ICICI bank	66	368.86	2004	7541.54	1027	7756.92
19	IDBI Bank	51	247.78	1194	8242.32	268	3113.65
20	HDFC Bank	48	22.87	10452	5937.14	2723	18768.42
21	The J & K Bank	0	0	81	870.97	9	88.89
22	Fedral Bank Ltd	0	0	3	17.35	6	4.57
23	IndusInd Bank	42	8.05	16926	7658.03	56	300.56
24	The Karnataka bank	5	19.26	65	146.74	16	63.83
25	The South Indian Bank Ltd	0	0	0	0	0	0
26	Standard Chartered Bank	0	0	0	0	0	0
27	Yes Bank	0	0	34	920	108	394
28	Kotak Mahinda	1	14.08	130	170.45	264	6352.9
29	BANDHAN BANK	74	32.24	37573	16903.7	959	504.69
30	UJJIVAN FINANCIAL SERVICES	37	10.04	6455	1416.01	208	47.75
31	UTKARSH MICRO FINANCE	66	9.41	3034	499.01	379	131.22
32	IDFC Bank	1	2.75	1	2	2	3.91
G	Total Private Bank	442	921.04	81939	61981.68	11234	87314.86
H	Total All Bank (F+G)	3029	7717.41	176192	254799.15	49442	263300.00

Contd.

(₹ in Lacs)

S. No.	Name of the Bank	Others		Total Adv. (1 to 4)		Total PSA in Uttarakhand		% Share to total PSA in Uttarakhand
		4		A/cs	Amt.	A/cs	Amt.	
		A/cs	Amt.					
1	State Bank of India	35964	47392.17	86896	136,411.90	196332	595,141.00	22.92
2	Punjab National Bank	948	4403.38	24461	96,628.95	154658	586,435.00	16.48
3	Bank of Baroda	1222	17435.84	16513	91,305.94	57106	325,657.00	28.04
A	Total Lead Banks	38134	69231.39	127870	324,346.79	408096	1,507,233.00	21.52
4	Union Bank of India	2973	1629.10	9092	25,008.66	44628	179,453.00	13.94
5	Canara Bank	368	626.00	4209	15,392.39	36270	156,923.00	9.81
6	Central Bank of India	51	651.86	1251	5,850.79	12795	44,917.00	13.03
7	Punjab & Sind Bank	510	1599.24	7887	31,642.04	13562	54,645.00	57.90
8	UCO Bank	1587	5401.65	2664	6,727.64	20675	40,095.00	16.78
9	Indian Overseas Bank	511	5732.27	1640	9,524.82	12439	46,723.00	20.39
10	Bank of India	129	177.22	2357	7,841.95	15984	57,604.00	13.61
11	Indian Bank	9	19.15	6610	14,945.92	16020	69,002.00	21.66
12	Bank of Maharashtra	63	1126.65	117	1,647.54	586	3,824.00	43.08
B	Total Non-Lead Banks	6201	16963.14	35827	118,581.75	172959	653,186.00	18.15
C	Total N. Banks (A + B)	44335	86194.53	163697	442,928.54	581055	2,160,419.00	20.50
13	Uttarakhand G.B	100	100.38	4679	8,048.57	88234	150,564.00	5.35
14	Prathama U.P Gramin Bank	0	0.00	272	192.40	1008	896.00	21.47
D	Total R.R.B.	100	100.38	4951	8,240.97	89242	151,460.00	5.44
15	Co-operative Bank	11	24.29	10846	10,748.67	378421	297,469.00	3.61
E	Total Cooperative	11	24.29	10846	10,748.67	378421	297,469.00	3.61
F	Total (C+D+E)	44446	86319.20	179494	461,918.18	1048718	2,609,348.00	17.70
16	Nainital Bank	16	41.67	2874	6,775.19	18987	128,559.00	5.27
17	Axis Bank	0	0.00	6389	54,892.15	4094	63,552.00	86.37
18	ICICI bank	59	582.82	3156	16,250.14	10292	89,520.00	18.15
19	IDBI Bank	244	2920.61	1757	14,524.36	8077	48,163.00	30.16
20	HDFC Bank	17	135.57	13240	24,864.00	56890	163,870.00	15.17
21	The J & K Bank	3	29.76	93	989.62	364	2,763.00	35.82
22	Fedral Bank Ltd	0	0.00	9	21.92	98	388.00	5.65
23	IndusInd Bank	22	97.10	17046	8,063.74	39089	24,773.00	32.55
24	The Karnataka bank	274	4621.00	360	4,850.83	341	7,515.00	64.55
25	The South Indian Bank Ltd	0	0.00	0	0.00	148	1,552.00	0.00
26	Standard Chartered Bank	0	0.00	0	0.00	0	0.00	0.00
27	Yes Bank	23	1550.00	165	2,864.00	4669	44,944.00	6.37
28	Kotak Mahinda	0	0.00	395	6,537.43	955	29,850.00	21.90
29	BANDHAN BANK	17	10.08	38623	17,450.71	60404	41,179.00	42.38
30	UJIVAN FINANCIAL SERVICES	15982	4323.00	22682	5,796.80	21948	5,278.00	109.83
31	UTKARSH MICRO FINANCE	3	0.42	3482	640.06	51457	10,909.00	5.87
32	IDFC Bank	0	0.00	4	8.66	140	3,015.00	0.29
G	Total Private Bank	16660	14312.03	110275	164,529.61	277953	665,830.00	24.71
H	Total All Bank (F+G)	61106	100,631.23	289769	626,447.79	1326671	3,275,178.00	19.13

STATEMENT OF WEAVERS CREDIT CARD
STATEMENT OF WEAVERS CREDIT CARD 30TH JUNE 2020

S.No.	Name of the Bank	Target (2020 - 21)	Received		Sanctioned		Rejected		Pending		Outstanding	
		No.	No.	Amt.	No.	Amt.	No.	Amt.	No.	Amt.	No.	Amt.
1	State Bank of India	309	0	0.00	0	0.00	0	0.00	0	0.00	98	135.29
2	Punjab National Bank	207	8	6.00	4	4.50	4	4.00	0	0.00	93	46.11
3	Bank of Baroda	125	0	0.00	0	0.00	0	0.00	0	0.00	0	0.00
A	Total Lead Banks	641	8	6.00	4	4.50	4	4.00	0	0.00	191	181.40
4	Union Bank of India	61	0	0.00	0	0.00	0	0.00	0	0.00	0	0.00
5	Canara Bank	57	1	0.95	1	0.95	0	0.00	0	0.00	6	2.11
6	Central Bank of India	29	0	0.00	0	0.00	0	0.00	0	0.00	38	28.75
7	Punjab & Sind Bank	32	0	0.00	0	0.00	0	0.00	0	0.00	0	0.00
8	UCO Bank	40	0	0.00	0	0.00	0	0.00	0	0.00	1	1.50
9	Indian Overseas Bank	34	0	0.00	0	0.00	0	0.00	0	0.00	0	0.00
10	Bank of India	24	0	0.00	0	0.00	0	0.00	0	0.00	0	0.00
11	Indian Bank	0	0	0.00	0	0.00	0	0.00	0	0.00	0	0.00
12	Bank of Maharashtra	0	0	0.00	0	0.00	0	0.00	0	0.00	0	0.00
B	Total Non-Lead Banks	388	1	0.95	1	0.95	0	0.00	0	0.00	45	32.36
C	Total N. Banks (A + B)	1029	9	6.95	5	5.45	4	4.00	0	0.00	236	213.76
13	Uttarakhand G.B	211	0	0.00	0	0.00	0	0.00	0	0.00	48	23.13
14	Prathama U.P Gramin Bank	0	0	0.00	0	0.00	0	0.00	0	0.00	0	0.00
D	Total R.R.B.	211	0	0.00	0	0.00	0	0.00	0	0.00	48	23.13
15	Co-operative Bank	188	0	0.00	0	0.00	0	0.00	0	0.00	4	1.76
E	Total Cooperative	188	0	0.00	0	0.00	0	0.00	0	0.00	4	1.76
F	Total (C+D+E)	1428	9	6.95	5	5.45	4	4.00	0	0.00	288	238.65
16	Nainital Bank	50	0	0.00	0	0.00	0	0.00	0	0.00	0	0.00
17	Axis Bank	0	0	0.00	0	0.00	0	0.00	0	0.00	0	0.00
18	ICICI bank	0	0	0.00	0	0.00	0	0.00	0	0.00	0	0.00
19	IDBI Bank	23	0	0.00	0	0.00	0	0.00	0	0.00	0	0.00
20	HDFC Bank	0	0	0.00	0	0.00	0	0.00	0	0.00	0	0.00
21	The J & K Bank	0	0	0.00	0	0.00	0	0.00	0	0.00	0	0.00
22	Fedral Bank Ltd	0	0	0.00	0	0.00	0	0.00	0	0.00	0	0.00
23	IndusInd Bank	0	0	0.00	0	0.00	0	0.00	0	0.00	0	0.00
24	The Karnataka bank	0	0	0.00	0	0.00	0	0.00	0	0.00	0	0.00
25	The South Indian Bank Ltd	0	0	0.00	0	0.00	0	0.00	0	0.00	0	0.00
26	Standard Chartered Bank	0	0	0.00	0	0.00	0	0.00	0	0.00	0	0.00
27	Yes Bank	0	0	0.00	0	0.00	0	0.00	0	0.00	0	0.00
28	Kotak Mahinda	0	0	0.00	0	0.00	0	0.00	0	0.00	0	0.00
29	BANDHAN BANK	0	0	0.00	0	0.00	0	0.00	0	0.00	0	0.00
30	UJJIVAN FINANCIAL SERVICES	0	0	0.00	0	0.00	0	0.00	0	0.00	0	0.00
31	UTKARSH MICRO FINANCE	0	0	0.00	0	0.00	0	0.00	0	0.00	0	0.00
32	IDFC Bank	0	0	0.00	0	0.00	0	0.00	0	0.00	0	0.00
G	Total Private Bank	73	0	0.00	0	0.00	0	0.00	0	0.00	0	0.00
H	Total All Bank (F+G)	1501	9	6.95	5	5.45	4	4.00	0	0.00	288	238.65

GOVT SPONSORED POVERTY ALLEVIATION PROGRAMME

RECOVERY POSITION AS ON 30TH JUNE 2020

(₹ in Lacs)

S. No.	Name of the Bank	Name of the Scheme											
		PMRY				SCP				SLRS			
		Demand Raised	Amt Recovered	Amt Over Due	R/D (%)	Demand Raised	Amt Recovered	Amt Over Due	R/D (%)	Demand Raised	Amt Recovered	Amt Over Due	R/D (%)
1	State Bank of India	1985.91	1070.59	915.32	53.91	1038.96	669.99	368.97	64.49	1742.08	806.45	935.63	46.29
2	Punjab National Bank	434.10	89.19	344.91	20.55	126.78	61.02	65.76	48.13	5.17	0.00	5.17	0.00
3	Bank of Baroda	10.25	1.06	9.19	10.34	0.00	0.00	0.00	0.00	0.00	0.00	0.00	0.00
A	Total Lead Banks	2430.26	1160.84	1269.42	47.77	1165.74	731.01	434.73	62.71	1747.25	806.45	940.80	46.16
4	Union Bank of India	0.00	0.00	0.00	0.00	0.00	0.00	0.00	0.00	0.00	0.00	0.00	0.00
5	Canara Bank	0.00	0.00	0.00	0.00	0.00	0.00	0.00	0.00	0.00	0.00	0.00	0.00
6	Central Bank of India	22.02	5.15	16.87	23.39	12.19	4.52	7.67	37.08	0.00	0.00	0.00	0.00
7	Punjab & Sind Bank	0.00	0.00	0.00	0.00	0.00	0.00	0.00	0.00	0.00	0.00	0.00	0.00
8	UCO Bank	3.07	2.03	1.04	66.12	0.00	0.00	0.00	0.00	0.55	0.38	0.17	69.09
9	Indian Overseas Bank	0.00	0.00	0.00	0.00	0.00	0.00	0.00	0.00	0.00	0.00	0.00	0.00
10	Bank of India	157.90	156.68	1.22	99.23	29.69	28.94	0.75	97.47	0.00	0.00	0.00	0.00
11	Indian Bank	18.23	6.20	12.03	34.01	145.12	68.42	76.70	47.15	0.83	0.66	0.17	79.52
12	Bank of Maharashtra	32.00	0.00	32.00	0.00	13.00	0.00	13.00	0.00	16.00	0.00	16.00	0.00
B	Total Non-Lead Banks	233.22	170.06	63.16	72.92	200.00	101.88	98.12	50.94	17.38	1.04	16.34	5.98
C	Total N. Banks (A + B)	2663.48	1330.90	1332.58	49.97	1365.74	832.89	532.85	60.98	1764.63	807.49	957.14	45.76
13	Uttarakhand G.B	0.00	0.00	0.00	0.00	0.00	0.00	0.00	0.00	0.00	0.00	0.00	0.00
14	Prathama U.P Gramin Bank	0.00	0.00	0.00	0.00	0.00	0.00	0.00	0.00	0.00	0.00	0.00	0.00
D	Total R.R.B.	0.00	0.00	0.00	0.00	0.00	0.00	0.00	0.00	0.00	0.00	0.00	0.00
15	Co-operative Bank	74.33	49.67	24.66	66.82	428.31	77.14	351.17	18.01	0.00	0.00	0.00	0.00
E	Total Cooperative	74.33	49.67	24.66	66.82	428.31	77.14	351.17	18.01	0.00	0.00	0.00	0.00
F	Total (C+D+E)	2737.81	1380.57	1357.24	50.43	1794.05	910.03	884.02	50.72	1764.63	807.49	957.14	45.76
16	Nainital Bank	16.82	2.33	14.49	13.85	0.74	0.03	0.71	4.05	0.00	0.00	0.00	0.00
17	Axis Bank	0.00	0.00	0.00	0.00	0.00	0.00	0.00	0.00	0.00	0.00	0.00	0.00
18	ICICI bank	0.00	0.00	0.00	0.00	0.00	0.00	0.00	0.00	0.00	0.00	0.00	0.00
19	IDBI Bank	0.00	0.00	0.00	0.00	0.00	0.00	0.00	0.00	0.00	0.00	0.00	0.00
20	HDFC Bank	0.00	0.00	0.00	0.00	0.00	0.00	0.00	0.00	0.00	0.00	0.00	0.00
21	The J & K Bank	0.00	0.00	0.00	0.00	0.00	0.00	0.00	0.00	0.00	0.00	0.00	0.00
22	Fedral Bank Ltd	0.00	0.00	0.00	0.00	0.00	0.00	0.00	0.00	0.00	0.00	0.00	0.00
23	IndusInd Bank	0.00	0.00	0.00	0.00	0.00	0.00	0.00	0.00	0.00	0.00	0.00	0.00
24	The Karnataka bank	0.00	0.00	0.00	0.00	0.00	0.00	0.00	0.00	0.00	0.00	0.00	0.00
25	The South Indian Bank Ltd	0.00	0.00	0.00	0.00	0.00	0.00	0.00	0.00	0.00	0.00	0.00	0.00
26	Standard Chartered Bank	0.00	0.00	0.00	0.00	0.00	0.00	0.00	0.00	0.00	0.00	0.00	0.00
27	Yes Bank	0.00	0.00	0.00	0.00	0.00	0.00	0.00	0.00	0.00	0.00	0.00	0.00
28	Kotak Mahinda	0.00	0.00	0.00	0.00	0.00	0.00	0.00	0.00	0.00	0.00	0.00	0.00
29	BANDHAN BANK	0.00	0.00	0.00	0.00	0.00	0.00	0.00	0.00	0.00	0.00	0.00	0.00
30	UJJIVAN FINANCIAL SERVICES	0.00	0.00	0.00	0.00	0.00	0.00	0.00	0.00	0.00	0.00	0.00	0.00
31	UTKARSH MICRO FINANCE	0.00	0.00	0.00	0.00	0.00	0.00	0.00	0.00	0.00	0.00	0.00	0.00
32	IDFC Bank	0.00	0.00	0.00	0.00	0.00	0.00	0.00	0.00	0.00	0.00	0.00	0.00
G	Total Private Bank	16.82	2.33	14.49	13.85	0.74	0.03	0.71	4.05	0.00	0.00	0.00	0.00
H	Total All Bank (F+G)	2754.63	1382.90	1371.73	50.20	1794.79	910.06	884.73	50.71	1764.63	807.49	957.14	45.76

S. No.	Name of the Bank	Name of Scheme							
		SJSRY				SGSY			
		Demand Raised	Amt Recovered	Amt Over Due	R/D (%)	Demand Raised	Amt Recovered	Amt Over Due	R/D (%)
1	State Bank of India	375.76	172.07	203.69	45.79	370.20	122.20	248.00	33.01
2	Punjab National Bank	14.81	7.74	7.07	52.26	18.81	12.99	5.82	69.06
3	Bank of Baroda	0.00	0.00	0.00	0.00	0.00	0.00	0.00	0.00
A	Total Lead Banks	390.57	179.81	210.76	46.04	389.01	135.19	253.82	34.75
4	Union Bank of India	0.00	0.00	0.00	0.00	0.00	0.00	0.00	0.00
5	Canara Bank	0.00	0.00	0.00	0.00	0.00	0.00	0.00	0.00
6	Central Bank of India	40.35	5.71	34.64	14.15	0.89	0.20	0.69	22.47
7	Punjab & Sind Bank	0.00	0.00	0.00	0.00	0.00	0.00	0.00	0.00
8	UCO Bank	14.03	9.86	4.17	70.28	3.23	1.49	1.74	46.13
9	Indian Overseas Bank	0.00	0.00	0.00	0.00	0.00	0.00	0.00	0.00
10	Bank of India	30.08	30.05	0.03	99.90	0.07	0.05	0.02	71.43
11	Indian Bank	65.74	61.92	3.82	94.19	22.32	20.32	2.00	91.04
12	Bank of Maharashtra	14.00	0.00	14.00	0.00	9.00	0.00	9.00	0.00
B	Total Non-Lead Banks	164.20	107.54	56.66	65.49	35.51	22.06	13.45	62.12
C	Total N. Banks (A + B)	554.77	287.35	267.42	51.80	424.52	157.25	267.27	37.04
13	Uttarakhand G.B	0.00	0.00	0.00	0.00	0.00	0.00	0.00	0.00
14	Prathama U.P Gramin Bank	0.00	0.00	0.00	0.00	0.00	0.00	0.00	0.00
D	Total R.R.B.	0.00	0.00	0.00	0.00	0.00	0.00	0.00	0.00
15	Co-operative Bank	0.00	0.00	0.00	0.00	462.08	116.30	345.78	25.17
E	Total Cooperative	0.00	0.00	0.00	0.00	462.08	116.30	345.78	25.17
F	Total (C+D+E)	554.77	287.35	267.42	51.80	886.60	273.55	613.05	30.85
16	Nainital Bank	9.14	0.58	8.56	6.35	0.93	0.00	0.93	0.00
17	Axis Bank	0.00	0.00	0.00	0.00	0.00	0.00	0.00	0.00
18	ICICI bank	0.00	0.00	0.00	0.00	0.00	0.00	0.00	0.00
19	IDBI Bank	0.00	0.00	0.00	0.00	0.00	0.00	0.00	0.00
20	HDFC Bank	0.00	0.00	0.00	0.00	0.00	0.00	0.00	0.00
21	The J & K Bank	0.00	0.00	0.00	0.00	0.00	0.00	0.00	0.00
22	Fedral Bank Ltd	0.00	0.00	0.00	0.00	0.00	0.00	0.00	0.00
23	IndusInd Bank	0.00	0.00	0.00	0.00	0.00	0.00	0.00	0.00
24	The Karnataka bank	0.00	0.00	0.00	0.00	0.00	0.00	0.00	0.00
25	The South Indian Bank Ltd	0.00	0.00	0.00	0.00	0.00	0.00	0.00	0.00
26	Standard Chartered Bank	0.00	0.00	0.00	0.00	0.00	0.00	0.00	0.00
27	Yes Bank	0.00	0.00	0.00	0.00	0.00	0.00	0.00	0.00
28	Kotak Mahinda	0.00	0.00	0.00	0.00	0.00	0.00	0.00	0.00
29	BANDHAN BANK	0.00	0.00	0.00	0.00	0.00	0.00	0.00	0.00
30	UJJIVAN FINANCIAL SERVICES	0.00	0.00	0.00	0.00	0.00	0.00	0.00	0.00
31	UTKARSH MICRO FINANCE	0.00	0.00	0.00	0.00	0.00	0.00	0.00	0.00
32	IDFC Bank	0.00	0.00	0.00	0.00	0.00	0.00	0.00	0.00
G	Total Private Bank	9.14	0.58	8.56	6.35	0.93	0.00	0.93	0.00
H	Total All Bank (F+G)	563.91	287.93	275.98	51.06	887.53	273.55	613.98	30.82

BANKWISE RECOVERY POSITION OF PRIORITY SECTOR ADVANCES
PROGRESS AS ON 30TH JUNE 2020

(₹ in Lacs)

S. No.	Name of the Bank	Name of the Scheme							
		AGL				MSME			
		Demand Raised	Amount Recovered	Amount Over Due	Recov.(%)	Demand Raised	Amount Recovered	Amount Over Due	Recov.(%)
1	State Bank of India	27998.00	17960.11	10037.89	64.15	4870.20	3433.58	1436.62	70.50
2	Punjab National Bank	1008.21	584.51	423.70	57.98	1067.67	726.69	340.98	68.06
3	Bank of Baroda	238.89	80.20	158.69	33.57	415.84	149.07	266.77	35.85
A	Total Lead Banks	29245.10	18624.82	10620.28	63.69	6353.71	4309.34	2044.37	67.82
4	Union Bank of India	4209.56	2922.70	1286.86	69.43	2855.97	1676.87	1179.10	58.71
5	Canara Bank	0.00	0.00	0.00	0.00	0.00	0.00	0.00	0.00
6	Central Bank of India	5425.31	905.92	4519.39	16.70	6338.82	1641.55	4697.27	25.90
7	Punjab & Sind Bank	113.51	84.94	28.57	74.83	128.62	112.86	15.76	87.75
8	UCO Bank	425.57	242.65	182.92	57.02	867.50	325.54	541.96	37.53
9	Indian Overseas Bank	0.00	0.00	0.00	0.00	0.00	0.00	0.00	0.00
10	Bank of India	1192.67	705.98	486.69	59.19	3882.55	3158.12	724.43	81.34
11	Indian Bank	654.20	469.73	184.47	71.80	434.32	255.26	179.06	58.77
12	Bank of Maharashtra	10.50	5.15	5.35	49.05	127.75	51.20	76.55	40.08
B	Total Non-Lead Banks	12031.32	5337.07	6694.25	44.36	14635.53	7221.40	7414.13	49.34
C	Total N. Banks (A + B)	41276.42	23961.89	17314.53	58.05	20989.24	11530.74	9458.50	54.94
13	Uttarakhand G.B	0.00	0.00	0.00	0.00	0.00	0.00	0.00	0.00
14	Prathama U.P Gramin Bank	335.00	285.00	50.00	85.07	4.50	3.60	0.90	80.00
D	Total R.R.B.	335.00	285.00	50.00	85.07	4.50	3.60	0.90	80.00
15	Co-operative Bank	134842.81	85428.20	49414.61	63.35	33540.96	31342.95	2198.01	93.45
E	Total Cooperative	134842.81	85428.20	49414.61	63.35	33540.96	31342.95	2198.01	93.45
F	Total (C+D+E)	176454.23	109675.09	66779.14	62.15	54534.70	42877.29	11657.41	78.62
16	Nainital Bank	37567.02	24487.24	13079.78	65.18	52814.29	1581.00	51233.29	2.99
17	Axis Bank	8874.58	6515.89	2358.69	73.42	22673.84	19940.38	2733.46	87.94
18	ICICI bank	0.00	0.00	0.00	0.00	0.00	0.00	0.00	0.00
19	IDBI Bank	48.25	29.35	18.90	60.83	352.99	252.99	100.00	71.67
20	HDFC Bank	209.24	145.16	64.08	69.37	2255.97	1713.52	542.45	75.95
21	The J & K Bank	0.00	0.00	0.00	0.00	0.00	0.00	0.00	0.00
22	Fedral Bank Ltd	0.00	0.00	0.00	0.00	0.00	0.00	0.00	0.00
23	IndusInd Bank	25.55	1.85	23.70	7.24	158.18	4.58	153.60	2.90
24	The Karnataka bank	1.00	1.00	0.00	100.00	168.30	1.55	166.75	0.92
25	The South Indian Bank Ltd	0.00	0.00	0.00	0.00	0.00	0.00	0.00	0.00
26	Standard Chartered Bank	0.00	0.00	0.00	0.00	0.00	0.00	0.00	0.00
27	Yes Bank	0.00	0.00	0.00	0.00	0.00	0.00	0.00	0.00
28	Kotak Mahinda	0.00	0.00	0.00	0.00	0.00	0.00	0.00	0.00
29	BANDHAN BANK	0.00	0.00	0.00	0.00	0.00	0.00	0.00	0.00
30	UJIVAN FINANCIAL SERVICES	151.98	131.21	20.77	86.33	126.94	55.87	71.07	44.01
31	UTKARSH MICRO FINANCE	1480.00	1371.00	109.00	92.64	1063.00	900.00	163.00	84.67
32	IDFC Bank	0.00	0.00	0.00	0.00	0.00	0.00	0.00	0.00
G	Total Private Bank	48357.62	32682.70	15674.92	67.59	79613.51	24449.89	55163.62	30.71
H	Total All Bank (F+G)	224811.85	142357.79	82454.06	63.32	134148.21	67327.18	66821.03	50.19

S. No.	Name of the Bank	Name of the Scheme				Total Recovery % Under P.S.
		Other Priority Sector				
		Demand Raised	Amount Recovered	Amount Over Due	Recov.(%)	
1	State Bank of India	7405.60	5921.91	1483.69	79.97	67.82
2	Punjab National Bank	743.66	550.41	193.25	74.01	66.03
3	Bank of Baroda	35.00	9.25	25.75	26.43	34.58
A	Total Lead Banks	8184.26	6481.57	1702.69	79.20	67.19
4	Union Bank of India	956.75	547.54	409.21	57.23	64.16
5	Canara Bank	0.00	0.00	0.00	0.00	0.00
6	Central Bank of India	2511.18	938.62	1572.56	37.38	24.42
7	Punjab & Sind Bank	21.39	20.62	0.77	96.40	82.89
8	UCO Bank	1094.50	678.75	415.75	62.01	52.23
9	Indian Overseas Bank	0.00	0.00	0.00	0.00	0.00
10	Bank of India	2469.53	2025.94	443.59	82.04	78.07
11	Indian Bank	652.88	419.31	233.57	64.22	65.71
12	Bank of Maharashtra	57.65	24.83	32.82	43.07	41.44
B	Total Non-Lead Banks	7763.88	4655.61	3108.27	59.96	50.00
C	Total N. Banks (A + B)	15948.14	11137.18	4810.96	69.83	59.62
13	Uttarakhand G.B	0.00	0.00	0.00	0.00	0.00
14	Prathama U.P Gramin Bank	4.00	3.00	1.00	75.00	84.89
D	Total R.R.B.	4.00	3.00	1.00	75.00	84.89
15	Co-operative Bank	18718.68	15029.98	3688.70	80.29	70.44
E	Total Cooperative	18718.68	15029.98	3688.70	80.29	70.44
F	Total (C+D+E)	34670.82	26170.16	8500.66	75.48	67.27
16	Nainital Bank	2875.92	1571.08	1304.84	54.63	29.64
17	Axis Bank	24.80	20.10	4.70	81.05	83.86
18	ICICI bank	0.00	0.00	0.00	0.00	0.00
19	IDBI Bank	492.19	472.84	19.35	96.07	84.53
20	HDFC Bank	540.80	284.53	256.27	52.61	71.30
21	The J & K Bank	515.47	359.17	156.30	69.68	69.68
22	Fedral Bank Ltd	0.00	0.00	0.00	0.00	0.00
23	IndusInd Bank	0.00	0.00	0.00	0.00	3.50
24	The Karnataka bank	5228.00	4965.16	262.84	94.97	92.04
25	The South Indian Bank Ltd	0.00	0.00	0.00	0.00	0.00
26	Standard Chartered Bank	0.00	0.00	0.00	0.00	0.00
27	Yes Bank	0.00	0.00	0.00	0.00	0.00
28	Kotak Mahinda	0.00	0.00	0.00	0.00	0.00
29	BANDHAN BANK	0.00	0.00	0.00	0.00	0.00
30	UJJIVAN FINANCIAL SERVICES	100.44	88.27	12.17	87.88	72.58
31	UTKARSH MICRO FINANCE	0.00	0.00	0.00	0.00	89.30
32	IDFC Bank	0.00	0.00	0.00	0.00	0.00
G	Total Private Bank	9777.62	7761.15	2016.47	79.38	47.11
H	Total All Bank (F+G)	44448.44	33931.31	10517.13	76.34	60.39

POSITION OF PENDING RECOVERY CERTIFICATES

AS ON 30TH JUNE 2020

(₹ in Lacs)

S. No.	Name of the Bank	RCs Pending					
		Less than 1 Year		1 Year to 3 Years		3 Years to 5 Years	
		No.	Amt.	No.	Amt.	No.	Amt.
1	State Bank of India	7821	10350.18	8456	11965.57	2700	1117.22
2	Punjab National Bank	1877	1288.79	1823	845.41	690	622.21
3	Bank of Baroda	107	324.36	266	691.41	17	1.69
A	Total Lead Banks	9805	11963.33	10545	13502.39	3407	1741.12
4	Union Bank of India	301	1271.55	446	1080.66	55	115.88
5	Canara Bank	128	260.79	511	732.11	8	12.56
6	Central Bank of India	187	325.19	54	51.67	26	20.89
7	Punjab & Sind Bank	143	819.82	390	2121.74	95	165.77
8	UCO Bank	67	53.52	104	169.03	62	255.70
9	Indian Overseas Bank	394	469.99	212	178.93	0	0.00
10	Bank of India	225	585.67	867	2973.34	4	16.30
11	Indian Bank	317	515.30	278	494.28	0	0.00
12	Bank of Maharashtra	9	27.50	3	5.79	0	0.00
B	Total Non-Lead Banks	1771	4329.33	2865	7807.55	250	587.10
C	Total N. Banks (A + B)	11576	16292.66	13410	21309.94	3657	2328.22
13	Uttarakhand G.B	1706	2067.36	2851	3821.94	1803	1621.99
14	Prathama U.P Gramin Bank	0	0.00	4	7.00	0	0.00
D	Total R.R.B.	1706	2067.36	2855	3828.94	1803	1621.99
15	Co-operative Bank	2609	3289.54	657	1523.90	193	206.25
E	Total Cooperative	2609	3289.54	657	1523.90	193	206.25
F	Total (C+D+E)	15891	21649.56	16922	26662.78	5653	4156.46
16	Nainital Bank	174	1427.24	183	679.25	87	293.67
17	Axis Bank	76	639.51	0	0.00	0	0.00
18	ICICI bank	0	0.00	5	59.81	0	0.00
19	IDBI Bank	113	159.52	0	0.00	0	0.00
20	HDFC Bank	0	0.00	0	0.00	0	0.00
21	The J & K Bank	0	0.00	0	0.00	0	0.00
22	Fedral Bank Ltd	0	0.00	0	0.00	0	0.00
23	IndusInd Bank	0	0.00	0	0.00	0	0.00
24	The Karnataka bank	0	0.00	0	0.00	0	0.00
25	The South Indian Bank Ltd	0	0.00	0	0.00	0	0.00
26	Standard Chartered Bank	0	0.00	0	0.00	0	0.00
27	Yes Bank	0	0.00	0	0.00	0	0.00
28	Kotak Mahinda	0	0.00	0	0.00	0	0.00
29	BANDHAN BANK	0	0.00	0	0.00	0	0.00
30	UJJIVAN FINANCIAL SERVICES	0	0.00	0	0.00	0	0.00
31	UTKARSH MICRO FINANCE	0	0.00	0	0.00	0	0.00
32	IDFC Bank	0	0.00	0	0.00	0	0.00
G	Total Private Bank	363	2226.27	188	739.06	87	293.67
H	Total All Bank (F+G)	16254	23875.83	17110	27401.84	5740	4450.13

**POSITION OF PENDING RECOVERY CERTIFICATES
AS ON 30TH JUNE 2020**

(₹ in Lacs)

S. No.	Name of the Bank	More than 5 Years		Total RCs Pending		Recovery against RC 01.04.2020 to 30.06.2020		Recovery %
		No.	Amt.	No.	Amt.	No.	Amt.	
		1	State Bank of India	2523	2523.00	21500	25956	
2	Punjab National Bank	492	542.43	4882	3299	208	221.10	6.70
3	Bank of Baroda	0	0.00	390	1017	11	5.84	0.57
A	Total Lead Banks	3015	3065.43	26772	30272	2535	2992.70	9.89
4	Union Bank of India	113	128.21	915	2596	32	11.08	0.43
5	Canara Bank	4	18.26	651	1024	0	0.00	0.00
6	Central Bank of India	81	39.30	348	437	16	3.99	0.91
7	Punjab & Sind Bank	108	127.03	736	3234	0	0.00	0.00
8	UCO Bank	12	18.70	245	497	27	9.29	1.87
9	Indian Overseas Bank	110	396.00	716	1045	0	0.00	0.00
10	Bank of India	0	0.00	1096	3575	118	63.96	1.79
11	Indian Bank	0	0.00	595	1010	92	73.03	7.23
12	Bank of Maharashtra	30	14.18	42	47	0	0.00	0.00
B	Total Non-Lead Banks	458	741.68	5344	13466	285	161.35	1.20
C	Total N. Banks (A + B)	3473	3807.11	32116	43738	2820	3154.05	7.21
13	Uttarakhand G.B	852	651.74	7212	8163	130	403.98	4.95
14	Prathama U.P Gramin Bank	0	0.00	4	7	0	0.00	0.00
D	Total R.R.B.	852	651.74	7216	8170	130	403.98	4.94
15	Co-operative Bank	461	461.00	3920	5481	70	63.82	1.16
E	Total Cooperative	461	461.00	3920	5481	70	63.82	1.16
F	Total (C+D+E)	4786	4919.85	43252	57389	3020	3621.85	6.31
16	Nainital Bank	93	115.42	537	2516	24	35.81	1.42
17	Axis Bank	0	0.00	76	640	4	0.00	0.00
18	ICICI bank	0	0.00	5	60	0	0.00	0.00
19	IDBI Bank	0	0.00	113	160	126	20.92	13.11
20	HDFC Bank	0	0.00	0	0	0	0.00	0.00
21	The J & K Bank	0	0.00	0	0	0	0.00	0.00
22	Fedral Bank Ltd	0	0.00	0	0	0	0.00	0.00
23	IndusInd Bank	0	0.00	0	0	0	0.00	0.00
24	The Karnataka bank	0	0.00	0	0	0	0.00	0.00
25	The South Indian Bank Ltd	0	0.00	0	0	0	0.00	0.00
26	Standard Chartered Bank	0	0.00	0	0	0	0.00	0.00
27	Yes Bank	0	0.00	0	0	0	0.00	0.00
28	Kotak Mahinda	0	0.00	0	0	0	0.00	0.00
29	BANDHAN BANK	0	0.00	0	0	0	0.00	0.00
30	UJJIVAN FINANCIAL SERVICES	0	0.00	0	0	0	0.00	0.00
31	UTKARSH MICRO FINANCE	0	0.00	0	0	0	0.00	0.00
32	IDFC Bank	0	0.00	0	0	0	0.00	0.00
G	Total Private Bank	93	115.42	731	3374	154	56.73	1.68
H	Total All Bank (F+G)	4879	5035.27	43983	60763	3174	3678.58	6.05

STATEMENT OF EDUCATION LOAN
FOR THE YEAR ENDED 30TH JUNE 2020

(₹ in Lacs)

S. No.	Name of the Bank	Outstanding as on March 2020		Fresh sanctions (April 2020 to June 2020)		Out of Fresh sanctions under Priority Sector Loan disbursement only (April 2020 to June 2020)		Recovery & Repayment (April 2020 to June 2020)		Outstanding as on 30.06.2020	
		No.	Amount	No.	Amount			No.	Amount	No.	Amount
1	State Bank of India	7345	30381.78	518	3563.00	167.00	1618.00	796	3931.82	7067	30012.96
2	Punjab National Bank	5158	18681.50	448	2838.00	18.00	78.99	5	8.00	5601	21511.50
3	Bank of Baroda	472	5648.48	190	963.69	123.00	275.29	376	776.83	286	5835.34
A	Total Lead Banks	12975	54711.76	1156	7364.69	308	1972.28	1177	4716.65	12954	57359.80
4	Union Bank of India	1145	4573.31	0	0.00	0.00	0.00	0	0.00	1145	4573.31
5	Canara Bank	1052	4566.23	461	1001.06	231.00	500.53	0	0.00	1513	5567.29
6	Central Bank of India	450	2579.23	2	33.70	0.00	0.00	0	0.00	452	2612.93
7	Punjab & Sind Bank	252	989.74	1	7.50	1.00	7.50	8	9.89	245	987.35
8	UCO Bank	265	955.40	3	18.75	2.00	10.71	0	0.00	268	974.15
9	Indian Overseas Bank	442	967.80	2	17.50	2.00	17.50	23	63.64	421	921.66
10	Bank of India	209	791.14	3	8.64	3.00	8.64	2	7.80	210	791.98
11	Indian Bank	17	133.30	788	2748.49	21.00	127.35	87	315.37	718	2566.42
12	Bank of Maharashtra	34	179.50	3	14.05	0.00	0.00	16	12.09	21	181.46
B	Total Non-Lead Banks	3866	15735.65	1263	3849.69	260	672.23	136	408.79	4993	19176.55
C	Total N. Banks (A + B)	16841	70447.41	2419	11214.38	568	2644.51	1313	5125.44	17947	76536.35
13	Uttarakhand G.B	674	2130.65	2	12.00	2.00	12.00	44	11.90	632	2130.75
14	Prathama U.P Gramin Bank	2	4.00	0	0.00	0.00	0.00	0	0.00	2	4.00
D	Total R.R.B.	676	2134.65	2	12.00	2	12.00	44	11.90	634	2134.75
15	Co-operative Bank	146	835.56	15	60.42	3.00	11.16	6	28.90	155	867.08
E	Total Cooperative	146	835.56	15	60.42	3	11.16	6	28.90	155	867.08
F	Total (C+D+E)	17663	73417.62	2436	11286.80	573	2667.67	1363	5166.24	18736	79538.18
16	Nainital Bank	343	804.46	3	24.01	2.00	5.00	173	36.81	173	791.66
17	Axis Bank	99	591.69	3	6.90	3.00	6.90	0	0.00	102	598.59
18	ICICI bank	15	51.10	0	0.00	0.00	0.00	0	0.00	15	51.10
19	IDBI Bank	133	573.03	2	10.87	2.00	10.87	0	0.00	135	583.90
20	HDFC Bank	15	53.16	0	0.00	0.00	0.00	0	0.00	15	53.16
21	The J & K Bank	1	5.72	0	0.00	0.00	0.00	0	0.00	1	5.72
22	Fedral Bank Ltd	0	0.00	0	0.00	0.00	0.00	0	0.00	0	0.00
23	IndusInd Bank	0	0.00	0	0.00	0.00	0.00	0	0.00	0	0.00
24	The Karnataka bank	17	88.14	10	63.28	0.00	0.00	14	146.34	13	5.08
25	The South Indian Bank Ltd	0	0.00	0	0.00	0.00	0.00	0	0.00	0	0.00
26	Standard Chartered Bank	0	0.00	0	0.00	0.00	0.00	0	0.00	0	0.00
27	Yes Bank	0	0.00	0	0.00	0.00	0.00	0	0.00	0	0.00
28	Kotak Mahinda	0	0.00	0	0.00	0.00	0.00	0	0.00	0	0.00
29	BANDHAN BANK	0	0.00	0	0.00	0.00	0.00	0	0.00	0	0.00
30	UJJIVAN FINANCIAL SERVICES	0	0.00	0	0.00	0.00	0.00	0	0.00	0	0.00
31	UTKARSH MICRO FINANCE	0	0.00	0	0.00	0.00	0.00	0	0.00	0	0.00
32	IDFC Bank	0	0.00	0	0.00	0.00	0.00	0	0.00	0	0.00
G	Total Private Bank	623	2167.30	18	105.06	7	22.77	187	183.15	454	2089.21
H	Total All Bank (F+G)	18286	75584.92	2454	11391.86	580	2690.44	1550	5349.39	19190	81627.39

TECHNOLOGY BASED INFORMATION

AS ON 30TH JUNE 2020

(₹ in Lacs)

S. No.	Name of the Bank	Branches		ATM's		Business Correspondents		Point of Sales	
		Branches opened during the quarter	Total No. of Branches	ATMs installed during the quarter	Total No. of ATMs	Appointed During the quarter	Total No. of BC	Installed during the quarter	Total No. of POS
1	State Bank of India	0	431	0	834	0	644	0	5692
2	Punjab National Bank	0	329	0	508	21	308	0	2096
3	Bank of Baroda	0	155	5	202	2	235	0	1270
A	Total Lead Banks	0	915	5	1544	23	1187	0	9058
4	Union Bank of India	0	123	0	204	0	60	0	293
5	Canara Bank	0	144	0	161	18	51	0	229
6	Central Bank of India	0	42	7	22	0	12	0	4
7	Punjab & Sind Bank	0	44	0	42	3	7	0	41
8	UCO Bank	0	57	0	52	0	40	0	299
9	Indian Overseas Bank	0	45	0	46	1	16	174	199
10	Bank of India	0	35	0	39	0	38	0	231
11	Indian Bank	0	53	0	25	0	42	0	73
12	Bank of Maharashtra	0	5	0	5	0	0	0	0
B	Total Non-Lead Banks	0	548	7	596	22	266	174	1369
C	Total N. Banks (A + B)	0	1463	12	2140	45	1453	174	10427
13	Uttarakhand G.B	0	286	1	1	0	624	4	268
14	Prathama U.P Gramin Bank	0	1	0	0	0	2	0	0
D	Total R.R.B.	0	287	1	1	0	626	4	268
15	Co-operative Bank	0	289	20	101	0	4	0	86
E	Total Cooperative	0	289	20	101	0	4	0	86
F	Total (C+D+E)	0	2039	33	2242	45	2083	178	10781
16	Nainital Bank	3	81	0	1	0	58	1	368
17	Axis Bank	0	52	10	148	3	3	0	11
18	ICICI bank	0	38	10	124	0	0	0	0
19	IDBI Bank	0	31	0	65	0	1	11	885
20	HDFC Bank	6	48	9	99	0	0	0	4501
21	The J & K Bank	0	3	0	0	0	0	0	41
22	Fedral Bank Ltd	0	1	0	1	0	0	0	110
23	IndusInd Bank	0	11	0	15	0	0	0	0
24	The Karnataka bank	0	4	0	6	0	0	0	165
25	The South Indian Bank Ltd	0	1	0	1	0	0	0	0
26	Standard Chartered Bank	0	1	0	1	0	0	0	0
27	Yes Bank	0	17	0	17	0	0	0	1582
28	Kotak Mahinda	0	10	0	9	0	0	0	155
29	BANDHAN BANK	0	12	0	6	0	0	0	0
30	UJJIVAN FINANCIAL SERVICES	0	4	1	4	0	0	0	0
31	UTKARSH MICRO FINANCE	0	17	2	6	0	0	0	0
32	IDFC Bank	0	2	1	2	1	200	0	0
G	Total Private Bank	9	333	33	505	4	262	12	7818
H	Total All Bank (F+G)	9	2372	66	2747	49	2345	190	18599

Contd.

(₹ in Lacs)

S. No.	Name of the Bank	Information Kiosks		Business Correspondents		Business Facilitators		SME Branch	
		Established during the quarter	Total No. of Kiosks	A/c opened during the quarter	Total No. of Account	Appointed During the quarter	Total No. of BF	SME Brs. Opened During the quarter	Total No. of SME Branches
1	State Bank of India	0	325	0	286595	0	2	0	6
2	Punjab National Bank	0	25	0	158267	0	8	0	5
3	Bank of Baroda	0	229	0	353038	0	43	0	1
A	Total Lead Banks	0	579	0	797900	0	53	0	12
4	Union Bank of India	0	2	0	1377	0	5	0	5
5	Canara Bank	0	27	0	613	0	0	0	4
6	Central Bank of India	0	5	778	10959	0	6	0	0
7	Punjab & Sind Bank	0	0	0	0	0	0	0	7
8	UCO Bank	0	1	0	758	0	4	0	0
9	Indian Overseas Bank	0	2	0	6474	0	0	0	1
10	Bank of India	0	1	0	2100	0	0	0	0
11	Indian Bank	0	17	0	42903	0	0	0	2
12	Bank of Maharashtra	0	0	0	0	0	0	0	0
B	Total Non-Lead Banks	0	55	778	65184	0	15	0	19
C	Total N. Banks (A + B)	0	634	778	863084	0	68	0	31
13	Uttarakhand G.B	0	0	2175	33306	0	0	0	1
14	Prathama U.P Gramin Bank	0	2	0	0	0	0	0	0
D	Total R.R.B.	0	2	2175	33306	0	0	0	1
15	Co-operative Bank	0	2	0	0	0	0	0	0
E	Total Cooperative	0	2	0	0	0	0	0	0
F	Total (C+D+E)	0	638	2953	896390	0	68	0	32
16	Nainital Bank	0	0	0	2855	0	0	0	0
17	Axis Bank	0	3	0	0	0	0	0	0
18	ICICI bank	0	0	0	0	0	0	0	0
19	IDBI Bank	0	0	59	60	0	44	0	0
20	HDFC Bank	0	0	0	0	0	0	0	0
21	The J & K Bank	0	0	0	0	0	0	0	0
22	Fedral Bank Ltd	0	0	0	0	0	0	0	0
23	IndusInd Bank	0	0	0	0	0	0	0	0
24	The Karnataka bank	0	0	0	0	0	0	0	0
25	The South Indian Bank Ltd	0	0	0	0	0	0	0	0
26	Standard Chartered Bank	0	0	0	0	0	0	0	0
27	Yes Bank	0	0	0	0	0	0	0	0
28	Kotak Mahinda	0	0	0	0	0	0	0	0
29	BANDHAN BANK	0	0	0	0	0	0	0	0
30	UJJIVAN FINANCIAL SERVICES	0	0	0	0	0	0	0	0
31	UTKARSH MICRO FINANCE	0	0	0	0	0	0	0	2
32	IDFC Bank	0	0	637	4618	0	0	0	0
G	Total Private Bank	0	3	696	7533	0	44	0	2
H	Total All Bank (F+G)	0	641	3649	903923	0	112	0	34

DETAILS OF SEGMENTWISE DEPOSIT ACCOUNTS

PROGRESS AS ON 30TH JUNE 2020

(₹ in Lacs)

S. No.	Name of the Bank	Deposits							
		Savings Bank		Current Account		Term Deposits		Total Deposits	
		No.	Amt.	No.	Amt.	No.	Amt.	No.	Amt.
1	State Bank of India	4804446	2251578.48	75976	197129.93	1332296	2165588.59	6212718	4614297.00
2	Punjab National Bank	3303450	1486876.03	306689	443600.84	1100144	1158916.13	4710283	3089393.00
3	Bank of Baroda	1336629	440468.91	25255	41117.27	203773	404716.82	1565657	886303.00
A	Total Lead Banks	9444525	4178923.42	407920	681848.04	2636213	3729221.54	12488658	8589993.00
4	Union Bank of India	325512	228950.72	83103	27201.50	272632	376381.78	681247	632534.00
5	Canara Bank	478377	123225.69	130619	152052.63	263751	217540.68	872747	492819.00
6	Central Bank of India	337028	107696.25	8316	7807.46	97907	134352.29	443251	249856.00
7	Punjab & Sind Bank	229010	67745.00	6539	6412.00	66962	78256.00	302511	152413.00
8	UCO Bank	268031	56616.81	4610	3718.27	71399	83481.92	344040	143817.00
9	Indian Overseas Bank	148518	92909.98	1951	1402.22	108009	117677.80	258478	211990.00
10	Bank of India	234258	70333.87	14125	10804.71	56121	97482.42	304504	178621.00
11	Indian Bank	467339	130863.17	10907	14227.22	79578	150025.61	557824	295116.00
12	Bank of Maharashtra	32899	4774.00	1188	788.43	4939	7805.57	39026	13368.00
B	Total Non-Lead Banks	2520972	883115.49	261358	224414.44	1021298	1263004.07	3803628	2370534.00
C	Total N. Banks (A + B)	11965497	5062038.91	669278	906262.48	3657511	4992225.61	16292286	10960527.00
13	Uttarakhand G.B	1643585	306205.65	14142	10954.45	264373	245685.90	1922100	562846.00
14	Prathama U.P Gramin Bank	9049	1283.18	175	14.08	463	461.74	9687	1759.00
D	Total R.R.B.	1652634	307488.83	14317	10968.53	264836	246147.64	1931787	564605.00
15	Co-operative Bank	1548341	447694.99	42973	43131.92	246146	550017.09	1837460	1040844.00
E	Total Cooperative	1548341	447694.99	42973	43131.92	246146	550017.09	1837460	1040844.00
F	Total (C+D+E)	15166472	5817222.73	726568	960362.93	4168493	5788390.34	20061533	12565976.00
16	Nainital Bank	258482	107283.17	9386	9345.27	101010	185261.56	368878	301890.00
17	Axis Bank	162057	157247.78	12376	42091.43	43608	133845.79	218041	333185.00
18	ICICI bank	86768	264008.00	3889	36838.00	798	13716.00	91455	314562.00
19	IDBI Bank	226243	85003.26	12107	20149.63	43313	82884.11	281663	188037.00
20	HDFC Bank	308563	178908.60	25330	54357.37	69949	201873.03	403842	435139.00
21	The J & K Bank	7017	1667.83	863	676.23	843	6293.94	8723	8638.00
22	Fedral Bank Ltd	2345	3451.00	530	2319.30	2548	8773.70	5423	14544.00
23	IndusInd Bank	25192	46431.59	1135	754.65	13149	46652.76	39476	93839.00
24	The Karnataka bank	57720	4661.25	1739	1204.59	8258	18171.16	67717	24037.00
25	The South Indian Bank Ltd	3600	82.96	170	14.18	1580	2996.86	5350	3094.00
26	Standard Chartered Bank	1479	4331.00	23	254.00	868	5440.00	2370	10025.00
27	Yes Bank	24570	19459.61	3154	3250.42	12805	73724.97	40529	96435.00
28	Kotak Mahinda	36296	38942.52	2235	4816.13	11297	26953.35	49828	70712.00
29	BANDHAN BANK	110253	26268.00	2233	3751.00	73933	12503.00	186419	42522.00
30	UJJIVAN FINANCIAL SERVICES	69710	2539.99	612	287.90	7906	133556.11	78228	136384.00
31	UTKARSH MICRO FINANCE	11930	3056.00	614	95.00	4572	50013.00	17116	53164.00
32	IDFC Bank	7527	10044.00	781	536.00	2321	11579.00	10629	22159.00
G	Total Private Bank	1399752	953386.56	77177	180741.10	398758	1014238.34	1875687	2148366.00
H	Total All Bank (F+G)	16566224	6770609.29	803745	1141104.03	4567251	6802628.68	21937220	14714342.00

**No. OF SAVING & CURRENT ACCOUNTS and No. OF ATM-cum-DEBIT CARD & RuPAY CARD
PROGRESS AS ON 30TH JUNE 2020**

S. No.	NAME OF THE BANK	NO. OF SAVINGS BANK A/C (a)	NO. OF CURRENT ACCOUNTS (b)	TOTAL No. OF ACCOUNTS (c) = (a+b)	NO. OF ATM-cum-DEBIT CARD ISSUED (d)	NO. OF RUPAY CARD ISSUED (e)	TOTAL No. OF CARDS ISSUED (f)= (d+e)	% OF CARD/ACCOUNTS (f)/(c)
		No.	No.	No.	No.	No.	No.	%
1	State Bank of India	4804446	75976	4880422	3054396	786353	3840749	78.70
2	Punjab National Bank	2881321	258320	3139641	2295778	1078053	3373831	107.46
3	Bank of Baroda	1373441	25255	1398696	859722	440074	1299796	92.93
A	Total Lead Banks	9059208	359551	9418759	6209896	2304480	8514376	90.40
4	Union Bank of India	325512	83103	408615	143160	30956	174116	42.61
5	Canara Bank	478377	58389	536766	338865	65736	404601	75.38
6	Central Bank of India	337228	8316	345544	175713	99032	274745	79.51
7	Punjab & Sind Bank	229010	6539	235549	94325	85861	180186	76.50
8	UCO Bank	268031	4610	272641	144043	116841	260884	95.69
9	Indian Overseas Bank	227383	6845	234228	5705	1030	6735	2.88
10	Bank of India	234258	14125	248383	141263	70814	212077	85.38
11	Indian Bank	59577	2178	61755	25384	6625	32009	51.83
12	Bank of Maharashtra	32899	1188	34087	4504	19676	24180	70.94
B	Total Non-Lead Banks	2192275	185293	2377568	1072962	496571	1569533	66.01
C	Total N. Banks (A + B)	11251483	544844	11796327	7282858	2801051	10083909	85.48
13	Uttarakhand G.B	1632774	14113	1646887	0	257113	257113	15.61
14	Prathama U.P Gramin Bank	9049	175	9224	6210	2235	8445	91.55
D	Total R.R.B.	1641823	14288	1656111	6210	259348	265558	16.04
15	Co-operative Bank	1509145	49796	1558941	61958	320740	382698	24.55
E	Total Cooperative	1509145	49796	1558941	61958	320740	382698	24.55
F	Total (C+D+E)	14402451	608928	15011379	7351026	3381139	10732165	71.49
16	Nainital Bank	257674	9165	266839	0	59896	59896	22.45
17	Axis Bank	162057	12376	174433	227576	59757	287333	164.72
18	ICICI bank	86768	3889	90657	91257	11897	103154	113.78
19	IDBI Bank	226243	12107	238350	223455	104628	328083	137.65
20	HDFC Bank	308563	25330	333893	6943	11912	18855	5.65
21	The J & K Bank	7017	863	7880	4204	45	4249	53.92
22	Fedral Bank Ltd	2345	530	2875	2200	1500	3700	128.70
23	IndusInd Bank	25192	1135	26327	0	688	688	2.61
24	The Karnataka bank	57720	1739	59459	34955	4334	39289	66.08
25	The South Indian Bank Ltd	3600	170	3770	2450	490	2940	77.98
26	Standard Chartered Bank	1479	23	1502	0	0	0	0.00
27	Yes Bank	24570	3154	27724	0	90	90	0.32
28	Kotak Mahinda	36296	2235	38531	32863	15	32878	85.33
29	BANDHAN BANK	172358	2233	174591	70203	29247	99450	56.96
30	UJJIVAN FINANCIAL SERVICES	69710	612	70322	21388	0		0.00
31	UTKARSH MICRO FINANCE	11930	614	12544	0	11623	11623	92.66
32	IDFC Bank	7527	781	8308	3545	3326	6871	82.70
G	Total Private Bank	1461049	76956	1538005	721039	299448	999099	64.96
H	Total All Bank (F+G)	15863500	685884	16549384	8072065	3680587	11731264	70.89

STAND - UP INDIA LOANS
SPECIAL SCHEME FOR SC/ST & WOMEN ENTREPRENEURS
 FROM 01.04.2020 TO 30.06.2020

S. No.	Name of the Bank	No. of Branches	Target	Application Received	Application Sanction		Sanctioned since inception (05.04.2016)		Loan Sanctioned to SC Entrepreneurs	Loan Sanctioned to ST Entrepreneurs	Loan Sanctioned to Women Entrepreneurs
			No.	No.	No.	Amt.	No.	Amt.	No.	No.	No.
1	State Bank of India	431	312	8	8	143.00	495	8430.36	0	1	7
2	Punjab National Bank	329	342	3	3	58.50	500	12384.16	0	0	3
3	Bank of Baroda	155	190	0	0	0.00	171	3543.70	0	0	0
A	Total Lead Banks	915	844	11	11	201.50	1166	24358.22	0	1	10
4	Union Bank of India	123	164	0	0	0.00	108	1851.59	0	0	0
5	Canara Bank	144	188	1	1	18.00	117	2317.91	0	0	1
6	Central Bank of India	42	68	0	0	0.00	25	673.43	0	0	0
7	Punjab & Sind Bank	44	56	0	0	0.00	82	1376.18	0	0	0
8	UCO Bank	57	76	0	0	0.00	39	1086.48	0	0	0
9	Indian Overseas Bank	45	50	0	0	0.00	42	691.65	0	0	0
10	Bank of India	35	48	1	1	14.00	180	2826.19	0	0	1
11	Indian Bank	53	88	0	0	0.00	68	1430.55	0	0	0
12	Bank of Maharashtra	5	10	0	0	0.00	16	544.72	0	0	0
B	Total Non-Lead Banks	548	748	2	2	32.00	677	12798.70	0	0	2
C	Total N. Banks (A + B)	1463	1592	13	13	233.50	1843	37156.92	0	1	12
13	Uttarakhand G.B	286	136	0	0	0.00	42	1019.10	0	0	0
14	U.P. Gramin Bank	1	0	0	0	0.00	0	0.00	0	0	0
D	Total R.R.B.	287	136	0	0	0.00	42	1019.10	0	0	0
15	Co-operative Bank	289	0	0	0	0.00	0	0	0	0	0
E	Total Cooperative	289	0	0	0	0.00	0	0.00	0	0	0
F	Total (C+D+E)	2039	1728	13	13	233.50	1885	38176.02	0	1	12
16	Nainital Bank	81	84	0	0	0.00	30	686.23	0	0	0
17	Axis Bank	52	82	0	0	0.00	0	0.00	0	0	0
18	ICICI bank	38	68	0	0	0.00	4	55.80	0	0	0
19	IDBI Bank	31	42	0	0	0.00	24	561.50	0	0	0
20	HDFC Bank	48	78	1	1	20.00	24	542.99	0	0	1
21	The J & K Bank	3	6	0	0	0.00	0	0.00	0	0	0
22	Fedral Bank Ltd	1	2	0	0	0.00	0	0.00	0	0	0
23	IndusInd Bank	11	20	0	0	0.00	1	10.75	0	0	0
24	The Karnataka bank	4	8	0	0	0.00	0	0.00	0	0	0
25	The South Indian Bank Ltd	1	2	0	0	0.00	0	0.00	0	0	0
26	Standard Chartered Bank	1	2	0	0	0.00	0	0.00	0	0	0
27	Yes Bank	17	24	0	0	0.00	0	0.00	0	0	0
28	Kotak Mahinda	10	20	0	0	0.00	0	0.00	0	0	0
29	BANDHAN BANK	12	24	0	0	0.00	0	0.00	0	0	0
30	UJJIVAN FINANCIAL SERVICES	4	8	0	0	0.00	0	0.00	0	0	0
31	UTKARSH MICRO FINANCE	17	16	0	0	0.00	0	0.00	0	0	0
32	IDFC Bank	2	4	0	0	0.00	0	0.00	0	0	0
G	Total Private Bank	333	490	1	1	20.00	83	1857.27	0	0	1
H	Total All Bank (F+G)	2372	2218	14	14	253.50	1968	40033.29	0	1	13

DETAILS OF SC/ST ADVANCES
POSITION AS ON 30TH JUNE 2020

(₹ in Lacs)

S. No.	Name of the Bank	Advances to SC		Advances to ST		Total	
		No.	Amt.	No.	Amt.	No.	Amt.
1	State Bank of India	22233	33480.67	9741	18602.15	31974	52082.82
2	Punjab National Bank	12394	18912.65	5184	6229.89	17578	25142.54
3	Bank of Baroda	3465	5989.09	924	2868.35	4389	8857.44
A	Total Lead Banks	38092	58382.41	15849	27700.39	53941	86082.80
4	Union Bank of India	2736	3692.55	1129	1494.16	3865	5186.71
5	Canara Bank	2795	4494.03	854	2755.82	3649	7249.85
6	Central Bank of India	1148	2107.57	146	416.46	1294	2524.03
7	Punjab & Sind Bank	314	640.58	346	1003.21	660	1643.79
8	UCO Bank	1260	1057.35	2098	1664.26	3358	2721.61
9	Indian Overseas Bank	1656	3404.01	878	3816.73	2534	7220.74
10	Bank of India	821	1774.43	114	495.44	935	2269.87
11	Indian Bank	421	759.49	52	110.70	473	870.19
12	Bank of Maharashtra	134	331.67	12	96.04	146	427.71
B	Total Non-Lead Banks	11285	18261.68	5629	11852.82	16914	30114.50
C	Total N. Banks (A + B)	49377	76644.09	21478	39553.21	70855	116197.30
13	Uttarakhand G.B	15985	24215.58	4992	7330.01	20977	31545.59
14	Prathama U.P Gramin Bank	745	571.00	0	0.00	745	571.00
D	Total R.R.B.	16730	24786.58	4992	7330.01	21722	32116.59
15	Co-operative Bank	36953	26809.95	13089	10970.82	50042	37780.77
E	Total Cooperative	36953	26809.95	13089	10970.82	50042	37780.77
F	Total (C+D+E)	103060	128240.62	39559	57854.04	142619	186094.66
16	Nainital Bank	922	1180.73	749	1041.76	1671	2222.49
17	Axis Bank	8873	3486.52	1841	15857.73	10714	19344.25
18	ICICI bank	708	1978.91	69	329.95	777	2308.86
19	IDBI Bank	683	1551.09	131	611.49	814	2162.58
20	HDFC Bank	159	899.38	13	66.44	172	965.82
21	The J & K Bank	0	0.00	0	0.00	0	0.00
22	Fedral Bank Ltd	2	0.10	0	0.00	2	0.10
23	IndusInd Bank	12932	2396.84	2472	451.21	15404	2848.05
24	The Karnataka bank	17	154.44	0	0.00	17	154.44
25	The South Indian Bank Ltd	0	0.00	0	0.00	0	0.00
26	Standard Chartered Bank	0	0.00	0	0.00	0	0.00
27	Yes Bank	0	0.00	0	0.00	0	0.00
28	Kotak Mahinda	19	94.75	0	0.00	19	94.75
29	BANDHAN BANK	9929	4355.19	782	372.46	10711	4727.65
30	UJJIVAN FINANCIAL SERVICES	7590	1691.21	886	212.72	8476	1903.93
31	UTKARSH MICRO FINANCE	36948	7696.00	2763	459.00	39711	8155.00
32	IDFC Bank	167	81.00	9	8.00	176	89.00
G	Total Private Bank	78949	25566.16	9715	19410.76	88664	44976.92
H	Total All Bank (F+G)	182009	153806.78	49274	77264.80	231283	231071.58

DAIRY ENTERPRENEURSHIP DEVELOPMENT SCHEME (DEDS) - NABARD

POSITION AS ON 30TH JUNE 2020

(₹ in Lacs)

S. No.	Name of the Bank	APPLICATION RECEIVED DURING F.Y. 2020-21		APPLICATION SANCTION DURING F.Y. 2020-21		APPLICATION DISBURSED DURING F.Y. 2020-21		OUTSTANDING SINCE INCEPTION	
		No.	Amt.	No.	Amt.	No.	Amt.	No.	Amt.
1	State Bank of India	0	0	0	0	0	0.00	273	153.56
2	Punjab National Bank	0	0	0	0	0	0.00	169	254.91
3	Bank of Baroda	25	42.19	25	42.19	25	42.19	193	984.95
A	Total Lead Banks	25	42.19	25	42.19	25	42.19	635	1393.42
4	Union Bank of India	0	0	0	0	0	0.00	0	0.00
5	Canara Bank	0	0	0	0	0	0.00	0	0.00
6	Central Bank of India	0	0	0	0	0	0.00	305	144.39
7	Punjab & Sind Bank	0	0	0	0	0	0.00	23	48.00
8	UCO Bank	0	0	0	0	0	0.00	0	0.00
9	Indian Overseas Bank	0	0	0	0	0	0.00	0	0.00
10	Bank of India	0	0	0	0	0	0.00	0	0.00
11	Indian Bank	0	0	0	0	0	0.00	72	151.32
12	Bank of Maharashtra	0	0	0	0	0	0.00	0	0.00
B	Total Non-Lead Banks	0	0.00	0	0.00	0	0.00	400	343.71
C	Total N. Banks (A + B)	25	42.19	25	42.19	25	42.19	1035	1737.13
13	Uttarakhand G.B	0	0	0	0	0	0.00	1650	1575.36
14	Prathama U.P Gramin Bank	0	0	0	0	0	0.00	0	0.00
D	Total R.R.B.	0	0.00	0	0.00	0	0.00	1650	1575.36
15	Co-operative Bank	12	12.88	12	12.88	12	12.88	2577	1954.16
E	Total Cooperative	12	12.88	12	12.88	12	12.88	2577	1954.16
F	Total (C+D+E)	37	55.07	37	55.07	37	55.07	5262	5266.65
16	Nainital Bank	0	0	0	0	0	0.00	219	332.02
17	Axis Bank	0	0	0	0	0	0.00	0	0.00
18	ICICI bank	0	0	0	0	0	0.00	0	0.00
19	IDBI Bank	0	0	0	0	0	0.00	0	0.00
20	HDFC Bank	0	0	0	0	0	0.00	0	0.00
21	The J & K Bank	0	0	0	0	0	0.00	0	0.00
22	Fedral Bank Ltd	0	0	0	0	0	0.00	0	0.00
23	IndusInd Bank	0	0	0	0	0	0.00	0	0.00
24	The Karnataka bank	0	0	0	0	0	0.00	0	0.00
25	The South Indian Bank Ltd	0	0	0	0	0	0.00	0	0.00
26	Standard Chartered Bank	0	0	0	0	0	0.00	0	0.00
27	Yes Bank	0	0	0	0	0	0.00	0	0.00
28	Kotak Mahinda	0	0	0	0	0	0.00	0	0.00
29	BANDHAN BANK	0	0	0	0	0	0.00	0	0.00
30	UJJIVAN FINANCIAL SERVICES	0	0	0	0	0	0.00	0	0.00
31	UTKARSH MICRO FINANCE	0	0	0	0	0	0.00	0	0.00
32	IDFC Bank	0	0	0	0	0	0.00	0	0.00
G	Total Private Bank	0	0.00	0	0.00	0	0.00	219	332.02
H	Total All Bank (F+G)	37	55.07	37	55.07	37	55.07	5481	5598.67

DISBURSEMENT OF TERM LOAN SECTOR WISE ACHIEVEMENTS OF ALL BANKS
PRIORITY SECTOR ADVANCE
FROM 01.04.2020 TO 30.06.2020

(₹ in Lacs)

S.No.	Name of the Bank	AH-Dairy Development		AH-Poultry Development		AH-Sheep/Goat/Piggery Development		Plantation and Horticulture		Fisheries Development		Food and Agro Processing	
		No.	Amt.	No.	Amt.	No.	Amt.	No.	Amt.	No.	Amt.	No.	Amt.
1	State Bank of India	208	25.63	14	2.36	54	6.37	0	0.00	0	0.00	18	7835.94
2	Punjab National Bank	518	2116.57	483	1575.83	353	988.22	414	1628.76	239	692.92	451	1614.92
3	Bank of Baroda	25	42.19	0	0.00	0	0.00	0	0.00	2	1.00	13	10358.42
A	Total Lead Banks	744	5455.76	508	1981.83	407	994.59	414	1628.76	241	693.92	482	19809.28
4	Union Bank of India	61	100.37	0	0.00	0	0.00	0	0.00	0	0.00	0	0.00
5	Canara Bank	103	55.94	3	67.89	8	3.75	0	0.00	0	0.00	0	0.00
6	Central Bank of India	0	0.00	0	0.00	0	0.00	0	0.00	0	0.00	0	0.00
7	Punjab & Sind Bank	6	4.42	0	0.00	0	0.00	1	0.50	0	0.00	0	0.00
8	UCO Bank	0	0.00	0	0.00	0	0.00	0	0.00	0	0.00	0	0.00
9	Indian Overseas Bank	2	3.30	0	0.00	0	0.00	0	0.00	0	0.00	0	0.00
10	Bank of India	0	0.00	0	0.00	0	0.00	0	0.00	0	0.00	0	0.00
11	Indian Bank	0	0.00	0	0.00	0	0.00	0	0.00	0	0.00	0	0.00
12	Bank of Maharashtra	0	0.00	0	0.00	0	0.00	0	0.00	0	0.00	0	0.00
B	Total Non-Lead Banks	172	164.03	3	67.89	8	3.75	1	0.50	0	0.00	0	0.00
C	Total N. Banks (A + B)	916	5619.79	511	2049.72	415	998.34	415	1629.26	241	693.92	482	19809.28
13	Uttarakhand G.B	70	51.46	0	0.00	3	1.61	1	13.04	0	0.00	0	0.00
14	Prathama U.P Gramin Bank	0	0.00	0	0.00	0	0.00	0	0.00	0	0.00	0	0.00
D	Total R.R.B.	70	51.46	0	0.00	3	1.61	1	13.04	0	0.00	0	0.00
15	Co-operative Bank	58	50.85	0	0.00	0	0.00	2	12.20	0	0.00	0	0.00
E	Total Cooperative	58	50.85	0	0.00	0	0.00	2	12.20	0	0.00	0	0.00
F	Total (C+D+E)	1044	5722.10	511	2049.72	418	999.95	418	1654.50	241	693.92	482	19809.28
16	Nainital Bank	11	7.55	0	0.00	0	0.00	0	0.00	0	0.00	1	8.75
17	Axis Bank	0	0.00	0	0.00	0	0.00	0	0.00	0	0.00	0	0.00
18	ICICI bank	0	0.00	0	0.00	0	0.00	0	0.00	0	0.00	0	0.00
19	IDBI Bank	0	0.00	0	0.00	0	0.00	0	0.00	0	0.00	0	0.00
20	HDFC Bank	0	0.00	0	0.00	0	0.00	0	0.00	0	0.00	0	0.00
21	The J & K Bank	0	0.00	0	0.00	0	0.00	0	0.00	0	0.00	0	0.00
22	Fedral Bank Ltd	0	0.00	0	0.00	0	0.00	0	0.00	0	0.00	0	0.00
23	IndusInd Bank	0	0.00	0	0.00	0	0.00	0	0.00	0	0.00	0	0.00
24	The Karnataka bank	0	0.00	0	0.00	0	0.00	0	0.00	0	0.00	0	0.00
25	The South Indian Bank Ltd	0	0.00	0	0.00	0	0.00	0	0.00	0	0.00	0	0.00
26	Standard Chartered Bank	0	0.00	0	0.00	0	0.00	0	0.00	0	0.00	0	0.00
27	Yes Bank	0	0.00	0	0.00	0	0.00	0	0.00	0	0.00	0	0.00
28	Kotak Mahinda	0	0.00	0	0.00	0	0.00	0	0.00	0	0.00	0	0.00
29	BANDHAN BANK	0	0.00	0	0.00	0	0.00	0	0.00	0	0.00	0	0.00
30	UJJIVAN FINANCIAL SERVICES	55	126.02	1	0.42	0	0.00	0	0.00	0	0.00	0	0.00
31	UTKARSH MICRO FINANCE	0	0.00	0	0.00	0	0.00	0	0.00	0	0.00	0	0.00
32	IDFC Bank	0	0.00	0	0.00	0	0.00	0	0.00	0	0.00	0	0.00
G	Total Private Bank	66	133.57	1	0.42	0	0.00	0	0.00	0	0.00	1	8.75
H	Total All Bank (F+G)	1110	5855.67	512	2050.14	418	999.95	418	1654.50	241	693.92	483	19818.03

DISBURSEMENT OF TERM LOAN SECTOR WISE ACHIEVEMENTS OF ALL BANKS
PRIORITY SECTOR ADVANCE
 FROM 01.04.2020 TO 30.06.2020

(₹ in Lacs)

S.No.	Name of the Bank	Storage Godowns/Market Yards		Water Resources		Land Development		Farm Mechanization		Others (Agriculture)		Total Term Loan	
		No.	Amt.	No.	Amt.	No.	Amt.	No.	Amt.	No.	Amt.	No.	Amt.
1	State Bank of India	0	0.00	0	0.00	0	0.00	73	13.00	1354	9197.00	1725	20755.31
2	Punjab National Bank	362	1322.73	460	1705.46	351	1503.57	489	1952.74	1109	5533.11	5229	20634.83
3	Bank of Baroda	6	756.45	0	0.00	0	0.00	3	9.33	1969	2285.27	2018	13452.66
A	Total Lead Banks	368	2079.18	460	1705.46	351	1503.57	565	1975.07	4432	17015.38	8972	54842.80
4	Union Bank of India	0	0.00	0	0.00	0	0.00	0	0.00	0	0.00	61	100.37
5	Canara Bank	0	0.00	0	0.00	0	0.00	0	0.00	915	1295.34	1029	1422.92
6	Central Bank of India	0	0.00	0	0.00	0	0.00	0	0.00	360	1481.30	360	1481.30
7	Punjab & Sind Bank	0	0.00	0	0.00	18	25.51	0	0.00	46	43.55	71	73.98
8	UCO Bank	0	0.00	0	0.00	0	0.00	0	0.00	88	11.71	88	11.71
9	Indian Overseas Bank	0	0.00	0	0.00	0	0.00	0	0.00	7	7.62	9	10.92
10	Bank of India	0	0.00	0	0.00	0	0.00	0	0.00	256	576.50	256	576.50
11	Indian Bank	0	0.00	0	0.00	0	0.00	0	0.00	59	3457.28	59	3457.28
12	Bank of Maharashtra	0	0.00	0	0.00	0	0.00	0	0.00	1	1.18	1	1.18
B	Total Non-Lead Banks	0	0.00	0	0.00	18	25.51	0	0.00	1732	6874.48	1934	7136.16
C	Total N. Banks (A + B)	368	2079.18	460	1705.46	369	1529.08	565	1975.07	6164	23889.86	10906	61978.96
13	Uttarakhand G.B	0	0.00	0	0.00	0	0.00	1	4.00	241	375.35	316	445.46
14	Prathama U.P Gramin Bank	0	0.00	0	0.00	0	0.00	0	0.00	0	0.00	0	0.00
D	Total R.R.B.	0	0.00	0	0.00	0	0.00	1	4.00	241	375.35	316	445.46
15	Co-operative Bank	0	0.00	0	0.00	0	0.00	2	10.34	581	602.71	643	676.10
E	Total Cooperative	0	0.00	0	0.00	0	0.00	2	10.34	581	602.71	643	676.10
F	Total (C+D+E)	368	2079.18	460	1705.46	369	1529.08	568	1989.41	6986	24867.92	11865	63100.52
16	Nainital Bank	0	0.00	0	0.00	0	0.00	0	0.00	1	17.47	13	33.77
17	Axis Bank	0	0.00	0	0.00	0	0.00	0	0.00	0	0.00	0	0.00
18	ICICI bank	0	0.00	0	0.00	0	0.00	0	0.00	1404	2563.69	1404	2563.69
19	IDBI Bank	0	0.00	0	0.00	0	0.00	0	0.00	44	69.52	44	69.52
20	HDFC Bank	0	0.00	0	0.00	29	24.01	1	2.58	102	2188.71	132	2215.30
21	The J & K Bank	0	0.00	0	0.00	0	0.00	0	0.00	0	0.00	0	0.00
22	Fedral Bank Ltd	0	0.00	0	0.00	0	0.00	0	0.00	0	0.00	0	0.00
23	IndusInd Bank	0	0.00	0	0.00	0	0.00	0	0.00	10	14.23	10	14.23
24	The Karnataka bank	0	0.00	0	0.00	0	0.00	0	0.00	0	0.00	0	0.00
25	The South Indian Bank Ltd	0	0.00	0	0.00	0	0.00	0	0.00	0	0.00	0	0.00
26	Standard Chartered Bank	0	0.00	0	0.00	0	0.00	0	0.00	0	0.00	0	0.00
27	Yes Bank	0	0.00	0	0.00	0	0.00	0	0.00	0	0.00	0	0.00
28	Kotak Mahinda	0	0.00	0	0.00	0	0.00	46	73.26	0	0.00	46	73.26
29	BANDHAN BANK	0	0.00	0	0.00	0	0.00	0	0.00	1917	1246.83	1917	1246.83
30	UJJIVAN FINANCIAL SERVICES	0	0.00	0	0.00	0	0.00	0	0.00	93	41.46	149	167.90
31	UTKARSH MICRO FINANCE	0	0.00	0	0.00	0	0.00	0	0.00	94	38.00	94	38.00
32	IDFC Bank	0	0.00	0	0.00	0	0.00	0	0.00	0	0.00	0	0.00
G	Total Private Bank	0	0.00	0	0.00	29	24.01	47	75.84	3665	6179.91	3809	6422.50
H	Total All Bank (F+G)	368	2079.18	460	1705.46	398	1553.09	615	2065.25	10651	31047.83	15674	69523.02

PRADHAN MANTRI AWAS YOJANA (PMAY)

FROM 01-04-2020 TO 30.06.2020

(₹ In lacs)

S.No.	Name of the Bank	Application sanctioned directly at Bank/Branch received from customer		APPLICATION FROM DEPT.					Gross Sanction	
				Received	Sanctioned		Reject/Return	Pending		
		No.	Amount	No.	No.	Amount	No.	No.	No.	Amount
1	State Bank of India	9	181.00	28	7	114.00	21	0	16	295.00
2	Punjab National Bank	6	95.74	23	3	56.00	13	7	9	151.74
3	Bank of Baroda	2	48.44	2	1	18.00	1	0	3	66.44
A	Total Lead Banks	17	325.18	53	11	188.00	35	7	28	513.18
4	Union Bank of India	0	0.00	1	0	0.00	1	0	0	0.00
5	Canara Bank	15	286.22	8	0	0.00	7	1	15	286.22
6	Central Bank of India	1	30.00	2	0	0.00	2	0	1	30.00
7	Punjab & Sind Bank	3	60.00	1	0	0.00	0	1	3	60.00
8	UCO Bank	3	48.00	3	0	0.00	2	1	3	48.00
9	Indian Overseas Bank	2	25.50	8	0	0.00	7	1	2	25.50
10	Bank of India	1	13.47	7	4	63.00	1	2	5	76.47
11	Indian Bank	0	0.00	0	0	0.00	0	0	0	0.00
12	Bank of Maharashtra	1	8.00	0	0	0.00	0	0	1	8.00
B	Total Non-Lead Banks	26	471.19	30	4	63.00	20	6	30	534.19
C	Total N. Banks (A + B)	43	796.37	83	15	251	55	13	58	1047.37
13	Uttarakhand G.B	143	2772.99	3	2	26.00	0	1	145	2798.99
14	U.P. Gramin Bank	0	0.00	0	0	0.00	0	0	0	0.00
D	Total R.R.B.	143	2772.99	3	2	26.00	0	1	145	2798.99
15	Co-operative Bank	0	0.00	3	2	26.00	1	0	2	26.00
E	Total Cooperative	0	0.00	3	2	26.00	1	0	2	26.00
F	Total (C+D+E)	186	3569.36	89	19	303.00	56	14	205	3872.36
16	Nainital Bank	4	105.00	3	1	14.00	1	1	5	119.00
17	Axis Bank	1	19.70	0	0	0.00	0	0	1	19.70
18	ICICI bank	13	217.76	0	0	0.00	0	0	13	217.76
19	IDBI Bank	0	0.00	0	0	0.00	0	0	0	0.00
20	HDFC Bank	0	0.00	0	0	0.00	0	0	0	0.00
21	The J & K Bank	0	0.00	0	0	0.00	0	0	0	0.00
22	Fedral Bank Ltd	0	0.00	0	0	0.00	0	0	0	0.00
23	IndusInd Bank	0	0.00	0	0	0.00	0	0	0	0.00
24	The Karnataka bank	0	0.00	2	0	0.00	2	0	0	0.00
25	The South Indian Bank Ltd	0	0.00	0	0	0.00	0	0	0	0.00
26	Standard Chartered Bank	0	0.00	0	0	0.00	0	0	0	0.00
27	Yes Bank	0	0.00	0	0	0.00	0	0	0	0.00
28	Kotak Mahinda	0	0.00	0	0	0.00	0	0	0	0.00
29	Bandhan Bank	0	0.00	0	0	0.00	0	0	0	0.00
30	Ujjivan Financial Services	0	0.00	0	0	0.00	0	0	0	0.00
31	Utkarsh Micro Finance	0	0.00	0	0	0.00	0	0	0	0.00
32	IDFC Bank	0	0.00	0	0	0.00	0	0	0	0.00
G	Total Private Bank	18	342.46	5	1	14.00	3	1	19	356.46
H	Total All Bank (F+G)	204	3911.82	94	20	317.00	59	15	224	4228.82

DISTRICT - WISE DATA

**CREDIT DEPOSIT RATIO OF ALL BANKS
AS ON 30TH JUNE 2020**

(₹ in Crores)

S. No.	Name of the District	No. of Br.	Total Deposit	Total Advances	C:D Ratio	Investment	Adv+Inv	Total Agri	Manf.	Serv.	Others	Total \$ PSA	Adv. To W/S	SC/ST
1	Dehradun	582	57800	23071	40	323	23395	839	882	3751	1948	7420	1918	698
2	Uttarkashi	66	2198	901	41	283	1183	263	126	165	147	701	189	23
3	Hardwar	284	21302	16931	79	283	17214	2334	1135	1706	1010	6184	2031	321
4	Tehri	137	5272	1516	29	283	1799	211	41	262	275	789	158	87
5	Pauri	194	8794	1999	23	283	2282	175	193	301	513	1183	118	55
6	Chamoli	95	3662	2617	71	283	2900	99	37	133	131	401	52	103
7	Rudra Prayag	56	2122	445	21	283	727	61	17	72	65	215	32	45
A	Total G.M	1414	101149	47480	47	2019	49499	3981	2431	6390	4090	16892	4498	1333
8	Almora	147	5956	1308	22	283	1591	253	70	277	163	763	128	66
9	Bageshwar	52	1946	476	24	283	759	87	36	89	47	259	35	52
10	Pithoragarh	107	4660	1895	41	283	2178	241	53	258	127	678	162	179
11	Champawat	60	2402	635	26	283	918	119	14	171	52	356	76	44
12	Nainital	258	16493	6717	41	283	6999	877	538	1286	765	3467	972	171
13	USNagar	334	14538	15620	107	283	15902	5912	1326	1830	1269	10336	2908	465
B	Total K.M	958	45995	26652	58	1696	28348	7488	2037	3911	2423	15859	4281	977
C	G. TOTAL	2372	147143	74131	50	3716	77847	11470	4468	10301	6513	32752	8779	2311

Contd.

(₹ in Crores)

S. No.	Name of the District	No. of Branches					AUTHORISATION		Deposits				
		R	SU	U	M	Total	<6M	>6M	R	SU	U	Total	
									Amt.	Amt.	Amt.	No.	Amt.
1	Dehradun	164	112	306	0	582	0	0	5913	7546	44341	4956379	57800
2	Uttarkashi	41	25	0	0	66	0	0	1134	1064	0	639520	2198
3	Hardwar	85	56	143	0	284	0	0	4633	3068	13601	3797010	21302
4	Tehri	96	29	12	0	137	0	0	3242	1618	412	1122561	5272
5	Pauri	128	66	0	0	194	0	0	4428	4367	0	1495926	8794
6	Chamoli	68	27	0	0	95	0	0	2587	1075	0	803053	3662
7	Rudra Prayag	56	0	0	0	56	0	0	2122	0	0	462141	2122
A	Total G.M	638	315	461	0	1414	0	0	24058	18737	58354	13276590	101149
8	Almora	100	41	6	0	147	0	0	3457	2287	212	1238664	5956
9	Bageshwar	51	0	1	0	52	0	0	1895	0	52	443595	1946
10	Pithoragarh	76	28	3	0	107	0	0	2547	1878	235	957582	4660
11	Champawat	44	14	2	0	60	0	0	1841	457	104	509260	2402
12	Nainital	115	56	87	0	258	0	0	4235	3757	8501	2185037	16493
13	USNagar	116	125	93	0	334	0	0	2618	5189	6730	3326492	14538
B	Total K.M	502	264	192	0	958	0	0	16593	13568	15833	8660630	45995
C	G. TOTAL	1140	579	653	0	2372	0	0	40651	32305	74187	21937220	147143

SLBC - 1(b)

 Contd.
(₹ in Crores)

ADVANCES																
S. No.	Name of the District	From Within State					From Outside State					Total				
		R	SU	U	Total		R	SU	U	Total		R	SU	U	Total	
		Amt.	Amt.	Amt.	No.	Amt.	Amt.	Amt.	Amt.	No.	Amt.	Amt.	Amt.	Amt.	No.	Amt.
1	Dehradun	1874	4146	15417	457617	21437	0	229	1405	154	1634	1874	4375	16822	457771	23071
2	Uttarkashi	475	424	0	61907	899	0	0	1	39	2	475	424	1	61946	901
3	Hardwar	3832	1353	7151	374981	12336	0	1093	3503	121	4595	3832	2446	10653	375102	16931
4	Tehri	822	384	122	79844	1328	0	188	0	5	188	822	572	122	79849	1516
5	Pauri	772	1132	21	85944	1925	38	37	0	32	75	810	1168	21	85976	1999
6	Chamoli	648	300	0	53364	948	1639	0	29	9	1669	2287	300	29	53373	2617
7	Rudra Prayag	445	0	0	28676	445	0	0	0	0	0	445	0	0	28676	445
A	Total G.M	8867	7739	22711	1142333	39317	1677	1547	4938	360	8162	10544	9286	27649	1142693	47480
8	Almora	632	594	42	68965	1268	38	2	0	29	40	670	596	42	68994	1308
9	Bageshwar	458	0	18	24123	476	0	0	0	2	0	458	0	18	24125	476
10	Pithoragarh	636	584	175	68525	1395	498	2	0	25	500	1134	586	175	68550	1895
11	Champawat	399	178	40	31829	617	18	0	0	1	18	417	178	40	31830	635
12	Nainital	1192	985	4314	197705	6492	0	218	7	38	225	1192	1204	4321	197743	6717
13	USNagar	2210	4038	7172	449577	13420	860	1200	140	259	2199	3070	5238	7312	449836	15620
B	Total K.M	5528	6380	11761	840724	23668	1414	1422	147	354	2983	6941	7802	11908	841078	26652
C	G. TOTAL	14394	14119	34472	1983057	62986	3091	2969	5085	714	11146	17485	17088	39558	1983771	74131

SLBC - 2
Priority Sector Advances

 (Nos. in Thousand)
(₹ in Crores)

Agriculture																
S. No.	Name of the District	Crop Loan					Term Loan					Total				
		R	SU	U	Total		R	SU	U	Total		R	SU	U	Total	
					No.	Amt.				No.	Amt.				No.	Amt.
1	Dehradun	200	70	46	35791	316	170	99	253	46357	523	371	169	299	82148	839
2	Uttarkashi	132	47	0	34238	179	74	10	0	9172	84	207	57	0	43410	263
3	Hardwar	1022	465	88	117998	1575	378	197	185	76060	759	1400	661	272	194058	2334
4	Tehri	97	16	15	38047	128	62	11	10	15549	83	159	27	25	53596	211
5	Pauri	31	14	0	29974	44	94	37	0	8287	131	125	51	0	38261	175
6	Chamoli	48	5	0	19886	53	41	4	0	7793	45	89	10	0	27679	99
7	Rudra Prayag	35	0	0	13168	35	26	0	0	5287	26	61	0	0	18455	61
A	Total G.M	1565	616	149	289102	2330	845	358	448	168505	1651	2410	974	597	457607	3981
8	Almora	85	7	5	24681	98	112	12	31	13280	155	197	19	36	37961	253
9	Bageshwar	31	0	6	9968	37	39	0	11	3381	50	70	0	17	13349	87
10	Pithoragarh	98	41	22	30246	161	50	20	9	9979	80	149	61	31	40225	241
11	Champawat	48	23	10	15506	81	23	11	4	4244	38	71	34	14	19750	119
12	Nainital	358	162	91	54477	611	84	47	135	18311	266	442	210	226	72788	877
13	USNagar	1110	1448	977	180422	3535	365	844	1167	85756	2377	1476	2292	2144	266178	5912
B	Total K.M	1730	1681	1111	315300	4523	674	935	1357	134951	2966	2405	2616	2468	450251	7488
C	G. TOTAL	3296	2298	1260	604402	6853	1519	1293	1805	303456	4617	4815	3590	3065	907858	11470

Priority Sector Advances

(Nos in Thousand)
(₹ in Crores)

S. No.	Name of the District	Manufacturing (Micro & Small and Credit to Medium Enterprises)								SERVICES (Micro & Small and Credit to Medium Enterprises)							
		R		SU		U		Total		R		SU		U		Total	
		No.	Amt.	No.	Amt.	No.	Amt.	No.	Amt.	No.	Amt.	No.	Amt.	No.	Amt.	No.	Amt.
1	Dehradun	4607	164	1501	164	2975	554	9083	882	21775	709	11900	646	33332	2396	67007	3751
2	Uttarkashi	1292	14	1786	112	0	0	3078	126	3187	74	3271	91	0	0	6458	165
3	Hardwar	2718	306	2096	220	3488	609	8302	1135	21358	494	8860	365	15157	846	45375	1706
4	Tehri	770	21	481	20	0	0	1251	41	4294	126	2799	76	823	61	7916	262
5	Pauri	2747	60	1935	134	0	0	4682	193	4355	112	4762	190	1	0	9118	301
6	Chamoli	1194	26	712	11	0	0	1906	37	2806	89	2144	44	0	0	4950	133
7	Rudra Prayag	798	17	1	0	0	0	799	17	3098	69	205	2	0	0	3303	72
A	Total G.M	14126	607	8512	661	6463	1163	29101	2431	60873	1672	33941	1415	49313	3303	144127	6390
8	Almora	711	24	1377	47	0	0	2088	70	5035	152	4788	125	0	0	9823	277
9	Bageshwar	1558	36	0	0	0	0	1558	36	3846	89	0	0	0	0	3846	89
10	Pithoragarh	1190	20	1314	33	0	0	2504	53	4920	166	2024	92	0	0	6944	258
11	Champawat	329	7	293	6	0	0	622	14	3699	137	1392	34	0	0	5091	171
12	Nainital	2201	61	1074	96	1713	381	4988	538	8405	295	7191	315	15462	677	31058	1286
13	USNagar	2431	195	1999	370	3831	762	8261	1326	16858	276	15414	576	21533	977	53805	1830
B	Total K.M	8420	343	6057	551	5544	1143	20021	2037	42763	1115	30809	1142	36995	1654	110567	3911
C	G. TOTAL	22546	950	14569	1212	12007	2306	49122	4468	103636	2787	64750	2557	86308	4958	254694	10301

SLBC - 2 B

Priority Sector Advances

(Nos in Thousand)
(₹ in Crores)

S. No.	Name of the District	{OTHERS (Housing Loan Rs. 25 Lacs, Education Loan 10 Lacs)}				Total \$ PSA		
		R	SU	U	Total		Total	
					No.	Amt.	No.	Amt.
1	Dehradun	362	253	1333	35297	1948	193535	7420
2	Uttarkashi	77	70	0	2548	147	55494	701
3	Hardwar	132	198	680	23519	1010	271254	6184
4	Tehri	137	106	32	4361	275	67124	789
5	Pauri	198	315	0	10063	513	62124	1183
6	Chamoli	77	55	0	2094	131	36629	401
7	Rudra Prayag	63	2	0	1164	65	23721	215
A	Total G.M	1045	1000	2045	79046	4090	709881	16892
8	Almora	70	87	6	3535	163	53407	763
9	Bageshwar	46	0	1	1054	47	19807	259
10	Pithoragarh	33	93	0	2460	127	52133	678
11	Champawat	37	15	0	1125	52	26588	356
12	Nainital	168	155	443	13535	765	122369	3467
13	USNagar	162	542	565	14242	1269	342486	10336
B	Total K.M	516	891	1015	35951	2423	616790	15859
C	G. TOTAL	1561	1891	3061	114997	6513	1326671	32752

SLBC - 2 (C)(Nos in Thousand)
(₹ in Crores)

S. No.	Name of the District	Total PSA		Total NPSA		Total Within	
		Total		Total		Total	
		No.	Amt.	No.	Amt.	No.	Amt.
1	Dehradun	193535	7420	264082	14018	457617	21437
2	Uttarkashi	55494	701	6413	198	61907	899
3	Hardwar	271254	6184	103727	6152	374981	12336
4	Tehri	67124	789	12720	538	79844	1328
5	Pauri	62124	1183	23820	742	85944	1925
6	Chamoli	36629	401	16735	547	53364	948
7	Rudra Prayag	23721	215	4955	230	28676	445
A	Total G.M	709881	16892	432452	22425	1142333	39317
8	Almora	53407	763	15558	505	68965	1268
9	Bageshwar	19807	259	4316	217	24123	476
10	Pithoragarh	52133	678	16392	717	68525	1395
11	Champawat	26588	356	5241	261	31829	617
12	Nainital	122369	3467	75336	3025	197705	6492
13	USNagar	342486	10336	107091	3084	449577	13420
B	Total K.M	616790	15859	223934	7809	840724	23668
C	G. TOTAL	1326671	32752	656386	30234	1983057	62986

SLBC - 2(D)(Nos in Thousand)
(₹ in Crores)

S. No.	Name of the District	ADV. TO W/S					DIR ADV		ADV TO SC/ST		POPULATION-WISE CD RATIO			
		R	SU	U	Total		No.	Amt.	No.	Amt.	R	SU	U	Total
					No.	Amt.								
1	Dehradun	646	226	1046	94926	1918	718	1	47438	698	32	58	38	40
2	Uttarkashi	62	128	0	12243	189	32	0	5589	23	42	40	0	41
3	Hardwar	1093	393	545	235283	2031	537	1	63809	321	83	80	78	79
4	Tehri	112	46	0	18555	158	133	0	8753	87	25	35	30	29
5	Pauri	38	80	0	17660	118	374	0	3196	55	18	27	0	23
6	Chamoli	23	29	0	5931	52	60	0	8221	103	88	28	0	71
7	Rudra Prayag	31	1	0	4134	32	35	0	4747	45	21	0	0	21
A	Total G.M	2004	903	1591	388732	4498	1889	2	141753	1333	44	50	47	47
8	Almora	62	65	0	17513	128	695	1	9117	66	19	26	20	22
9	Bageshwar	35	0	0	5102	35	62	0	5982	52	24	0	35	24
10	Pithoragarh	101	59	3	23383	162	295	0	11947	179	45	31	75	41
11	Champawat	50	20	7	10382	76	201	0	4303	44	23	39	39	26
12	Nainital	388	227	357	94396	972	673	1	16789	171	28	32	51	41
13	USNagar	903	1273	732	122120	2908	1512	2	41392	465	117	101	109	107
B	Total K.M	1538	1644	1099	272896	4281	3438	4	89530	977	42	58	75	58
C	G. TOTAL	3542	2547	2690	661628	8779	5327	6	231283	2311	43	53	53	50

KISHOR CREDIT CARD SCHEME
POSITION AS ON : 30TH JUNE 2020
FROM 01.04.2020 TO 30.06.2020

SLBC - 5

(₹ in Lacs)

S.No.	Name of the Bank	Yearly Target	Card Issued (New & Renewals)	Limit Sanctioned	% Ach. of Target	No. of New KCC issued during the year	Total KCC A/Cs (Since inception)		Total KCC A/Cs in which ATM debit card issued (since inception)
		No.	No.	Amount		No.	No.	Amount	No.
1	Dehradun	15000	27699	26242.72	185	937	35812	31549.50	34918
2	Uttarkashi	10000	2210	1292.01	22	889	34237	17875.40	26458
3	Hardwar	10000	25651	21691.32	257	1742	117979	157366.20	82818
4	Tehri	60000	3243	1275.41	5	943	38047	12838.00	32448
5	Pauri	30000	1058	562.89	4	753	29983	4458.00	16436
6	Chamoli	16000	697	300.14	4	320	19888	5340.00	8818
7	Rudra Prayag	25000	878	455.60	4	702	13168	3509.00	11319
	Total Garhwal Mandal	166000	61436	51820.09	37	6286	289114	232936.10	213215
8	Almora	60000	5734	2269.21	10	805	24688	9858.00	22121
9	Bageshwar	20000	3282	1406.47	16	282	9974	3704.20	10094
10	Pithoragarh	26000	5692	2390.14	22	914	30253	16073.80	32255
11	Champawat	20000	2309	1543.14	12	264	15518	8119.00	13607
12	Nainital	5000	11070	8291.21	221	877	54449	61098.50	45304
13	USNagar	10000	32666	45241.79	327	7324	180401	352959.90	111092
	Total Kumaon Mandal	141000	60753	61141.95	43	10466	315283	451813.40	234473
	Grand Total	307000	122189	112962.04	40	16752	604397	684749.50	447688

SLBC-6

CREDIT FLOW TO AGRICULTURE SECTOR :
PROGRESS MADE UPTO THE MONTH OF 30TH JUNE 2020
FROM 01.04.2020 TO 30.06.2020

(₹ in Lacs)

S.No.	Name of the Bank	Nos. of Semi-Urban & Rural Brs.	Disbursement/Loans issued (1)					
			Crop Loan		Term Loan		Total Loan	
			No.	Amt.	No.	Amt.	No.	Amt.
1	Dehradun	267	27699	26242.72	24491	28852.75	52190	55095.47
2	Uttarkashi	65	2210	1292.01	306	133.62	2516	1425.63
3	Hardwar	138	25651	21691.32	2186	8774.38	27837	30465.70
4	Tehri	122	3243	1275.41	442	157.56	3685	1432.97
5	Pauri	187	1058	562.89	671	593.78	1729	1156.67
6	Chamoli	93	697	300.14	162	146.77	859	446.91
7	Rudra Prayag	54	878	455.60	50	11.92	928	467.52
	Total Garhwal Mandal	926	61436	51820.09	28308	38670.78	89744	90490.87
8	Almora	136	5734	2269.21	428	181.94	6162	2451.14
9	Bageshwar	49	3282	1406.47	133	71.84	3415	1478.31
10	Pithoragarh	101	5692	2390.14	153	117.40	5845	2507.54
11	Champawat	57	2309	1543.14	155	154.08	2464	1697.22
12	Nainital	165	11070	8291.21	1244	2840.18	12314	11131.39
13	USNagar	241	32666	45241.79	4747	27486.49	37413	72728.28
	Total Kumaon Mandal	749	60753	61141.95	6860	30851.92	67613	91993.87
	Grand Total	1675	122189	112962.04	35168	69522.70	157357	182484.74

ADVANCES TO M.S.M.E SECTOR
POSITION AS ON 30TH JUNE 2020

(₹ in Crores)

S. No.	Name of the District	Total Micro & Small Enterprise				Credit to Medium Enterprises			
		Manufacturing Sector		Service Sector		Manufacturing Sector		Service Sector	
		No.	Amt.	No.	Amt.	No.	Amt.	No.	Amt.
1	Dehradun	8935	778.97	65720	3458.74	148	102.75	1287	292.07
2	Uttarkashi	2658	70.93	6447	163.31	420	54.86	11	1.63
3	Hardwar	8104	936.90	44890	1504.52	198	197.64	485	201.24
4	Tehri	1251	41.15	7038	221.39	0	0.00	878	40.82
5	Pauri	4680	193.09	9023	287.00	2	0.36	95	14.33
6	Chamoli	1906	37.41	4775	127.67	0	0.00	175	5.54
7	Rudra Prayag	798	16.67	3217	71.42	1	0.03	86	0.34
	Total Garhwal Mandal	28332	2075.11	141110	5834.06	769	355.64	3017	555.97
8	Almora	2081	70.22	9809	273.51	7	0.11	14	3.16
9	Bageshwar	1558	36.17	3776	84.99	0	0.00	70	3.91
10	Pithoragarh	2503	52.85	6934	256.45	1	0.01	10	1.59
11	Champawat	620	13.63	5086	170.61	2	0.04	5	0.88
12	Nainital	4942	492.47	30903	1247.54	46	45.51	155	38.86
13	USNagar	7634	1096.59	51160	1679.03	627	229.67	2645	150.56
	Total Kumaon Mandal	19338	1761.93	107668	3712.13	683	275.35	2899	198.96
14	Grand Total	47670	3837.04	248778	9546.19	1452	630.99	5916	754.93

Contd.

(₹ in Crores)

S. No.	Name of the District	Total Manufacturing Sector		Total Service Sector		Total M.S.M.E	
		No.	Amt.	No.	Amt.	No.	Amt.
1	Dehradun	9083	881.72	67007	3750.81	76090	4632.53
2	Uttarkashi	3078	125.79	6458	164.94	9536	290.73
3	Hardwar	8302	1134.54	45375	1705.76	53677	2840.30
4	Tehri	1251	41.15	7916	262.21	9167	303.36
5	Pauri	4682	193.45	9118	301.33	13800	494.78
6	Chamoli	1906	37.41	4950	133.21	6856	170.61
7	Rudra Prayag	799	16.70	3303	71.76	4102	88.47
	Total Garhwal Mandal	29101	2430.75	144127	6390.03	173228	8820.78
8	Almora	2088	70.33	9823	276.67	11911	347.00
9	Bageshwar	1558	36.17	3846	88.90	5404	125.07
10	Pithoragarh	2504	52.86	6944	258.04	9448	310.90
11	Champawat	622	13.67	5091	171.49	5713	185.17
12	Nainital	4988	537.98	31058	1286.40	36046	1824.38
13	USNagar	8261	1326.26	53805	1829.59	62066	3155.85
	Total Kumaon Mandal	20021	2037.27	110567	3911.10	130588	5948.37
	Grand Total	49122	4468.03	254694	10301.12	303816	14769.15

**POSITION OF PENDING RECOVERY CERTIFICATES
AS ON 30TH JUNE 2020**

(₹ in Lacs)

S. No.	Name of the City	RCs Pending					
		Less than 1 Year		1 Year to 3 Years		3 Years to 5 Years	
		No.	Amt.	No.	Amt.	No.	Amt.
1	Dehradun	950	1421.11	834.00	811.01	997	710.80
2	Uttarkashi	1499	1322.35	1041.00	964.85	1309	646.99
3	Hardwar	3705	5546.25	6327.00	8667.03	392	309.89
4	Tehri	447	398.30	538.00	1239.42	224	128.53
5	Pauri	1870	1306.90	292.00	113.36	30	17.85
6	Chamoli	398	205.19	190.00	33.26	13	5.40
7	Rudra Prayag	1948	935.83	728.00	406.05	589	276.54
	Total Garhwal Mandal	10817	11135.93	9950.00	12234.98	3554	2096.00
8	Almora	478	427.04	295.00	194.76	143	121.56
9	Bageshwar	164	196.22	355.00	420.00	47	34.97
10	Pithoragarh	643	672.27	1267.00	752.91	331	179.62
11	Champawat	233	355.10	269.00	208.20	967	83.86
12	Nainital	419	777.49	491.00	841.84	194	202.63
13	USNagar	3500	10311.78	4483.00	12749.15	504	1731.49
	Total Kumaon Mandal	5437	12739.90	7160	15166.86	2186	2354.13
	Grand Total	16254	23875.83	17110	27401.84	5740	4450.13

**POSITION OF PENDING RECOVERY CERTIFICATES
AS ON 30TH JUNE 2020**

(₹ in Lacs)

S. No.	Name of the City	Total RCs Pending				Recovery against RC 01.04.2020 to 30.06.2020		Recovery %
		More than 5 Years		No.	Amt.	No.	Amt.	
		No.	Amt.					
1	Dehradun	589	460.65	3370	3404	227	440.55	12.94
2	Uttarkashi	1556	1413.71	5405	4348	156	130.09	2.99
3	Hardwar	258	523.13	10682	15046	1108	1841.05	12.2359
4	Tehri	54	57.57	1263	1824	133	99.16	5.44
5	Pauri	10	20.35	2202	1458	58	22.90	1.57
6	Chamoli	62	43.82	663	288	51	6.03	2.09
7	Rudra Prayag	1226	1226.00	4491	2844	143	29.07	1.02
	Total Garhwal Mandal	3755	3745.23	28076	29212.14	1876	2568.85	8.79
8	Almora	122	58.60	1038	802	137	107.95	13.46
9	Bageshwar	48	40.50	614	692	14	63.36	9.16
10	Pithoragarh	146	108.06	2387	1713	44	8.35	0.49
11	Champawat	70	83.36	1539	731	22	5.91	0.81
12	Nainital	326	290.71	1430	2113	45	15.94	0.75
13	USNagar	412	708.81	8899	25501	1036	908.22	3.56
	Total Kumaon Mandal	1124	1290.04	15907	31551	1298	1109.73	3.52
	Grand Total	4879	5035.27	43983	60763.07	3174	3678.58	6.05